



# GAME-ON

## 2012 | RED WOLVES

### ARKANSAS STATE SPORTS INFORMATION

MAIN PHONE NUMBER: 870-972-2541 • FAX: 870-972-3367  
MAILING ADDRESS: P.O. Box 1000, State University, AR 72467  
OVERNIGHT ADDRESS: 217 Olympic Dr., Jonesboro, AR 72401  
Assistant AD/Sports Information Director: Jerry Scott  
jscott@astate.edu • 870-972-3405 (office) • 870-243-6021 (cell)

2011 SUN BELT CONFERENCE CHAMPIONS • 2012 GODADDY.COM BOWL • 2005 NEW ORLEANS BOWL

#### ARKANSAS STATE QUICK FACTS

**Location:** Jonesboro, Ark. (67,263)  
**Enrollment:** 13,900  
**Nickname:** Red Wolves  
**Colors:** Scarlet and Black  
**Stadium:** Liberty Bank Stadium (30,406)  
**Playing Surface:** GEO Surfaces Field Turf  
**Conference:** Sun Belt  
**Head Coach:** Gus Malzahn (Henderson State, 1990)  
**Record at ASU (Years):** 3-3 (1st year)  
**Overall Record (Years):** Same  
**Assistant Coaches:**

Offensive Coordinator/Quarterbacks . . . Rhett Lashlee  
Arkansas, 2006 (1st year at Arkansas State)  
Defensive Coordinator/Linebackers . . . John Thompson  
Central Arkansas, 1978 (1st year at Arkansas State)  
RB/Special Teams Coordinator . . . . . Eliah Drinkwitz  
Arkansas Tech, 2004 (1st year at Arkansas State)  
Offensive Line . . . . . J.B. Grimes  
Henderson State, 1977 (1st year at Arkansas State)  
Cornerbacks . . . . . David Gunn  
Arkansas, 1987 (11th year at Arkansas State)  
Safeties . . . . . Brandon Hall (booth)  
Oklahoma, 2000 (1st year at Arkansas State)  
Defensive Line . . . . . Kenny Ingram  
Arkansas State, 1999 (1st year at Arkansas State)  
Tight Ends . . . . . Dean Jackson  
Wichita State, 1981 (1st year at Arkansas State)  
WR/Recruiting Coordinator . . . . Casey Woods (booth)  
Tennessee, 2006 (1st year at Arkansas State)

#### 2012 ARKANSAS STATE SCHEDULE/RESULTS

Sept. 1	at No. 5 Oregon (ESPN)	L, 34-57
SEPT. 8	MEMPHIS (ESPN3.com)	W, 33-28
Sept. 15	at No. 24 Nebraska (ESPN2)	L, 13-42
SEPT. 22	ALCORN STATE (ESPN3.com)	W, 56-0
SEPT. 29	WESTERN KENTUCKY* (ESPN3.com)	L, 13-26
Oct. 4	at Florida International* (ESPNU)	W, 34-20
OCT. 13	SOUTH ALABAMA**	6 p.m.
Oct. 23	at UL Lafayette* (ESPN2)	7 p.m.
Nov. 3	at North Texas*	4 p.m.
NOV. 8	LOUISIANA-MONROE* (ESPNU)	6 p.m.
Nov. 17	at Troy*	2:30 p.m.
DEC. 1	MIDDLE TENNESSEE*	2 p.m.

\*SBC game \*Homecoming All Times Central

#### 2012 SOUTH ALABAMA SCHEDULE/RESULTS

SEPT. 1	UT SAN ANTONIO	L, 31-33
SEPT. 8	NICHOLLS STATE	W, 9-3
Sept. 15	at North Carolina State	L, 7-31
Sept. 22	at Mississippi State	L, 10-30
SEPT. 29	TROY*	L, 10-31
Oct. 13	at Arkansas State*	6 p.m.
OCT. 20	FLORIDA ATLANTIC*	TBA
Oct. 27	at Louisiana-Monroe*	6 p.m.
NOV. 3	FLORIDA INTERNATIONAL*	TBA
Nov. 10	at North Texas*	4 p.m.
NOV. 17	MIDDLE TENNESSEE*	TBA
Nov. 24	at Louisiana-Lafayette*	4 p.m.
Dec. 1	at Hawai'i	11 p.m.

\*Sun Belt Conference game All Times Eastern

**RADIO:** . . . . . EAB Sports Radio Network  
Matt Stolz (play-by-play), Bill Keedy (analyst)

#### 2012 ASU TELEVISION SCHEDULE:

Sept. 1 at Oregon . . . . .	ESPN
Sept. 8 vs. Memphis . . . . .	ESPN3.com
Sept. 15 at Nebraska . . . . .	ESPN2
Sept. 22 vs. Alcorn State . . . . .	ESPN3.com
Sept. 29 vs. Western Kentucky . . . . .	ESPN3.com
Oct. 4 at Florida International . . . . .	ESPNU
Oct. 23 at Louisiana-Lafayette . . . . .	ESPN2
Nov. 8 vs. Louisiana-Monroe . . . . .	ESPNU



**GAME 7:** Arkansas State (3-3, 1-1) hosts South Alabama (1-4, 0-1)

October 13, 2012 • Liberty Bank Stadium

Jonesboro, Ark. • 6:00 p.m.

**Radio:** EAB Sports Radio Network (107.9 FM, flagship)

**TV:** AStateRedWolves.com (State Zone live streaming)

**LIVE STATS:** AStateRedWolves.com, TapStats



**ON TAP:** The Arkansas State football team continues Sun Belt Conference play Saturday, hosting South Alabama at 6 p.m. in its 2012 Homecoming game at Liberty Bank Stadium. Every A-State game can be heard live on 107.9 FM in the Jonesboro area, and the live radio broadcast can be accessed through the Arkansas State athletic Web site (AStateRedWolves.com).

### BY THE NUMBERS . . .

- 0 sacks allowed by the offensive line in four of ASU's first six games.
- 1 ASU's 2012 recruiting class was ranked No. 1 in the Sun Belt by Rivals, ESPN.com, Scout and 247Sports.com.
- 1 ASU's rank in the Sun Belt Conference in rushing offense and pass defense.
- 1 field goal needed by **Brian Davis** to become ASU's fifth all-time leader in the stat.
- 2 rushing touchdowns needed by **Ryan Aplin** to tie the fifth most in school history for a career.
- 2 points needed by **Brian Davis** to take become ASU's fourth all-time leader in points by kicking.
- 2 A-State players (David Oku and Rod Smith) with a 100-yard rushing game this season.
- 3 touchdown passes needed by **Ryan Aplin** for the third most in Sun Belt Conference history for a career.
- 3 yards needed by **Taylor Stockemer** to take over fifth place at ASU for career receiving yards.
- 3 games this season with over 200 yards rushing by the ASU offense.
- 3 touchdown receptions needed by **Taylor Stockemer** to become ASU's career leader in the stat.
- 4 of the last seven seasons have seen Arkansas State achieve bowl eligibility with at least six victories.
- 4 games this season in which **Brian Davis** has made multiple field goals.
- 4 or more receptions by **J.D. McKissic** in every game this season.
- 5 consecutive games with at least a partial tackle for loss by **Nathan Herrold**.
- 5 games this season the ASU defense hasn't allowed 200 yards passing.
- 5.4 yards per rush by A-State, better than the single-season school record of 5.1 set in 1989.
- 6.1 yards per play by the ASU offense, which would be the highest in school history for a single season.
- 6.5 tackles for loss recorded by **Tim Starson**, the third most in the Sun Belt Conference.
- 7 consecutive winning seasons at Liberty Bank Stadium, including a 6-0 mark in 2011.
- 8 rushing yards needed by **Ryan Aplin** to become the Sun Belt's third all-time leader in the stat among QB's.
- 8 A-State games scheduled to be televised by ESPN, ESPN2, ESPNU or ESPN3.com in 2012.
- 8 ASU's national rank in pass defense (158.2 yards per game).
- 8.7 tackles per game by **Nathan Herrold**, the sixth highest average in the Sun Belt Conference.
- 9 of the last 10 years the football team has won the Sun Belt Conference Team Academic Award.
- 10 receptions needed by **Josh Jarboe** to tie the 10th most in school for a career.
- 13 receptions by **Josh Jarboe** against Oregon, tying the most in ASU history.
- 15 statistical categories in which ASU ranks among the top half of the league, including total offense and defense.
- 15 first-time starters for A-State this season, tied for the 4th most in the nation.
- 17 A-State's national rank in rushing offense (232.2 yards per game).
- 17 completions needed by **Ryan Aplin** to become the Sun Belt's second all-time leader in the stat.
- 20 consecutive games with at least one sack recorded by the A-State defense.
- 21 combined single game, season and career school records held by **Ryan Aplin**.
- 22 seniors on the 2012 roster, including 12 redshirt seniors.
- 26 ASU's national rank in sacks allowed (1.2 per game).
- 27 ASU's national rank in total offense (470.8 yards per game).
- 35 consecutive games with a reception by **Taylor Stockemer**, the second most in the nation.
- 36 **Ryan Aplin**'s national rank in total offense (271.8 ypg).
- 80 or more plays ran by the A-State offense in three of its first six games.
- 98 plays ran by the A-State offense against Memphis -- the most by an ASU team since 1975.
- 104 career receptions by **Taylor Stockemer**, making him one of 7 players in ASU history with 100+ catches.
- 184 yards needed by **Ryan Aplin** to become the Sun Belt's second all-time leader in passing yards.
- 300 yards or more of total offense recorded by ASU in 29 of its last 31 games.
- 400+ yards of total offense recorded by A-State in four of its first six games.

### ARKANSAS STATE GAME WEEK MEDIA SCHEDULE

Mon., Oct. 8 . . . . . Sun Belt weekly teleconference begins at 10:30 a.m. (Coach Malzahn at 10:44 a.m.).  
11:30 a.m. press conference with head coach Gus Malzahn (ASU Football Facility, 3rd floor).  
4:50-6:50 p.m. closed practice. Coaches & players available after practice.  
Tues., Oct. 9 . . . . . 4:50-6:50 p.m. closed practice. Coaches & players available after practice.  
"Live at the Brickhouse with Gus Malzahn" radio show 7-8 p.m. (KFIN, 107.9 FM).  
Sun Belt Conference television highlight/interview package available.  
Wed., Oct. 10 . . . . . 4:50-6:50 p.m. closed practice. Coaches & players available after practice.  
Thur., Oct. 11 . . . . . 4:50-6:50 p.m. closed practice. No player availability. Coaches available on prearranged basis.  
Fri., Oct. 12 . . . . . Closed practice. No player or coach availability.  
Sat., Oct. 13 . . . . . Game Day. Coaches and players available after the game.  
Sun., Oct. 14 . . . . . Schedule TBA.  
"The Gus Malzahn Show" (4:30 p.m. KATV-7 Little Rock, 10:30 p.m. KAIT-8 Jonesboro)



**2012 SUN BELT STANDINGS**

Team	Conference			Overall		
	W	L	Pct.	W	L	Pct.
UL Lafayette	2	0	1.000	4	1	.800
Western Kentucky	1	0	1.000	4	1	.800
Louisiana-Monroe	1	0	1.000	3	2	.600
Troy	2	1	.667	3	2	.600
Middle Tennessee	1	1	.500	3	2	.600
Arkansas State	1	1	.500	3	3	.500
North Texas	1	1	.500	2	4	.333
South Alabama	0	1	.000	1	4	.200
Florida Atlantic	0	2	.000	1	4	.200
Florida International	0	2	.000	1	5	.167

**2012 PRESEASON ALL-SBC TEAM****OFFENSE**

**Ryan Aplin** (Arkansas State, Sr., QB)  
 Lance Dunbar (North Texas, Sr., RB)  
 Kedrick Rhodes (Florida International, Jr., RB)  
 Alonzo Harris (Louisiana-Lafayette, So., RB)  
**Josh Jarboe** (Arkansas State, Sr., WR)  
 Jayone Lawson (Louisiana-Lafayette, Sr., WR)  
 Eric Thomas (Troy, Jr., WR)  
 Jack Doyle (WKU, Sr., TE)  
**Zack McKnight** (Arkansas State, Sr., OL)  
 Rupert Bryan (Florida International, Sr., OL)  
 Caylin Hauptmann (Florida International, Sr., OL)  
 Leonardo Bates (Louisiana-Lafayette, Sr., OL)  
 Cyril Lemon (North Texas, So., OL)

**DEFENSE**

Isame Apaciane (Florida International, Jr., DL)  
 Tourek Williams (Florida International, Sr., DL)  
 Tony Davis (Troy, Sr., DL)  
 Quanterus Smith (Western Kentucky, Sr., DL)  
 Winston Fraser (Florida International, Sr., LB)  
 Kanorris Davis (Troy, Sr., LB)  
 Andrew Jackson (Western Kentucky, Jr., LB)  
**Don Jones** (Arkansas State, Sr., DB)  
 Jonathan Cyprien (Florida International, Sr., DB)  
 Melvin White (Louisiana-Lafayette, Sr., DB)  
 Brynden Trawick (Troy, Sr., DB)

**SPECIAL TEAMS**

Brett Baer (Louisiana-Lafayette, Sr., PK)  
 Will Atterberry (North Texas, Sr., P)  
 John Evans (Western Kentucky, So., RS)

**PRESEASON OFFENSIVE PLAYER OF THE YEAR**

Ryan Aplin (Arkansas State, Sr., QB)

**PRESEASON DEFENSIVE PLAYER OF THE YEAR**

Tourek Williams (Florida International, Sr., DL)

**2012 PRESEASON SBC COACHES POLL****SCHOOL - POINTS (1st place votes)**

1. Florida International - 92 (5)
2. **Arkansas State - 85 (2)**
3. Louisiana-Lafayette - 81 (2)
4. Western Kentucky - 70 (1)
5. Troy - 60
6. Louisiana-Monroe - 47
7. Middle Tennessee - 42
8. North Texas - 36
9. Florida Atlantic - 23
10. South Alabama - 14

**THE PRINCIPALS:** A-State moved its overall record to 3-3 and Sun Belt Conference mark to 1-1 with a 34-20 victory at Florida International last time out. The Red Wolves have alternated wins and losses the first six weeks of the season and are looking for back-to-back victories for the first time since ending the 2011 regular season on a nine-game winning streak. South Alabama, playing its first season in the Sun Belt Conference, brings a 1-4 overall record into Saturday's game and is looking for its first win as a member of the league after dropping its conference opener 31-10 against Troy on Sept. 29.

**HEAD COACH GUS MALZAHN:** *Gus Malzahn* was named the Red Wolves' 28th head football coach at Dec. 14 press conference, bringing him back to his home state after most recently enjoying highly successful stints as a top assistant coach at three NCAA FBS universities that garnered him national acclaim. A name highly recognized throughout Arkansas and the nation, Malzahn comes to Arkansas State after serving as the offensive coordinator and quarterbacks coach at Auburn for the past three seasons. A native of Fort Smith, Malzahn was named the winner of the 2010 Frank Broyles Award, given annually to the nation's top collegiate assistant coach.

**COACHING RECOGNITION:** First-year Arkansas State Head Football Coach *Gus Malzahn* was recognized as one of the top hires in the nation this offseason, named as the No. 4 best hire and No. 2 most intriguing hire in the nation by CBSSports.com. He was also one of two head coaches in the nation to receive a grade of A+ among new hires for the 2012 season by the *Sporting News*. Bleacher Report's "Over/Under Victories" for every new head coach places A-State at nine victories, one of the tops listed in the report.

**HALL OF HONOR:** A-State head coach *Gus Malzahn* was one of seven inductees into Henderson State University's Reddie Hall of Honor on Saturday (Oct. 6). The event took place at the Garrison Center Day Gym on the Henderson campus. A two-year letterman, Malzahn averaged 35.3 yards per punt his first year at Henderson and 37.7 yards his senior year, including a long of 64 yards. He also caught 24 passes for 288 yards for

**HEAD-to-HEAD****Arkansas State****South Alabama**

3-3, 1-1	Record	1-4, 0-1
30.5	Points Avg.	13.4
470.8	Total Off. Avg.	300.0
232.2	Rushing Avg.	120.6
238.7	Passing Avg.	179.4
40%	3rd-Down Pct.	28%
42%	4th-Down Pct.	80%
27:38	TOP/Game	28:43
28.8	Scoring Defense	25.6
376.8	Total Defense	350.2
218.7	Rush Defense	140.4
158.2	Pass Defense	209.8
8-65	Sacks by-Yards	12-78
+0	Turnover Margin	-6
18.4	Kick Return Avg.	21.4
2.4	Punt Return Avg.	9.3
37.6	Avg. Per Punt	40.6
55.7	Penalty Yards Avg.	77.4

an average of 12.0 yards per catch. He earned All-AIC Honorable Mention honors in 1989.

**ASU ANNOUNCES FOOTBALL FACILITY PROJECT:** Arkansas State University announced a \$22 million football facility project, including a two-level football operations building and 76,000 square-foot indoor practice facility in ASU Stadium's north end zone, at an 11 a.m. press conference held Sept. 6 at the current ASU Football Facility . . . The new football operations building's first floor will house A-State's locker room, state-of-the-art strength and conditioning and sports medicine centers, a players lounge and equipment room. The second floor will feature coaching and administrative offices, team meeting rooms, a history and heritage showroom and a team film room with theatre seating. The indoor practice facility will run east and west and be connected to the north side of the operations building . . . The facility will have a brick exterior and feature an outdoor plaza facing the field on the building's second level. The interior will have a strong Red Wolves' theme with black and red dominating the esthetic appearance.



**ARKANSAS STATE TEAM RECORD**

Overall .....419-457-37  
 Liberty Bank Stadium .....117-71-1  
 Since Div. I-A (1992) .....78-149-1

**TEAM STREAKS**

Wins .....1  
 Liberty Bank Stadium Wins .....0  
 Away Wins .....1  
 Sun Belt Wins .....1  
 Losses .....0  
 Home Losses .....1  
 Away Losses .....0  
 Non-conference Losses .....0  
 Wins When:  
   allowing 10 points or less .....30  
   allowing 17 points or less .....7  
   scoring 20 points or more .....3  
   scoring 30 points or more .....3  
   rushing for 200+ yards .....2  
   passing for 300+ yards .....1  
   400+ yards of total offense .....3  
   leading at the half .....1  
   tied at the half .....1  
   trailing at the half .....0  
   scoring first .....0

**2012 ASU RECORD WHEN:**

at home .....2-1  
 on the road .....1-2  
 leading at the half .....2-1  
 tied at the half .....0-0  
 trailing at the half .....1-2  
 leading after 3 quarters .....2-0  
 tied after 3 quarters .....0-0  
 trailing after 3 quarters .....1-3  
 overtime .....0-0  
 Scores  
   17+ points .....3-1  
 the opponents scores  
   17+ points .....2-3  
 more offensive yards .....3-0  
 fewer offensive yards .....0-3  
 more penalty yards .....2-2  
 same penalty yards .....0-0  
 fewer penalty yards .....1-1  
 gains 300+ offensive yards .....3-2  
 allows 300- offensive yards .....2-0  
 rushes for 150+ yards .....3-1  
 rushes for 200+ yards .....2-1  
 passes for 200+ yards .....3-2  
 Wins turnovers .....2-1  
 Ties turnovers .....0-0  
 Loses turnovers .....1-2  
 More total yardage .....2-1  
 Less total yardage .....1-2  
 Wins time of possession .....1-0  
 Ties time of possession .....0-0  
 Loses time of possession .....2-3

**IT'S ALL IN THE NAME:** In recognition of a \$5 million contribution by Liberty Bank, the ASU Board of Trustees announced last Sept. 8 that Liberty Bank Stadium is the new name of the football stadium at Arkansas State University. The naming rights to the stadium are for the next 15 years, as announced at the newly-named facility just prior to kickoff of the Red Wolves' home football game against the Memphis Tigers.

**A-STATE NAMES NEW AD:** Arkansas State University Chancellor Dr. Tim Hudson announced Sept. 19 that Terry Mohajir, a 20-year veteran leader in collegiate athletics with a diverse background as an administrator, coach, student-athlete and city government participant, has been named A-State's 11th Director of Athletics. An Arkansas State University alumnus, Mohajir's (pronounced MO-HA-JUR) career path went through three other NCAA Division I institutions, including the University of Missouri-Kansas City, Florida Atlantic and Kansas, before leading him back to his alma mater. The Overland Park, Kansas native has been involved with major fundraising campaigns at multiple universities, while also overseeing corporate sales, marketing promotions and ticket sales. He most recently served the last 13 months as Kansas' Senior Associate Director of Athletics and Chief Marketing Officer. Prior to his time with the Jayhawks, he spent a seven-year stint as Florida Atlantic's Senior Associate Director of Athletics for External Relations from 2004-11 after working at UMKC from 1997-2004 as its Assistant Director of Athletics for External Relations.

**98th SEASON UNDER WAY:** Arkansas State kicked off its 98th season of football Sept. 1 at Oregon. ASU now holds a 419-457-37 record since the inaugural 1911 season and has played in eight bowl games. A-State did not field a football team from 1942-44 due to World War II. ASU also didn't have a team in 1918 as World War I was ending.

**THE ASU-USA SERIES:** Saturday's game will be the first ever meeting between Arkansas State and South Alabama.

**A-STATE vs. THE SUN BELT:** A-State is 72-64-1 all-time against current members of the Sun Belt Conference. Since the league's inaugural football season in 2001, the Red Wolves hold a 43-37 on-field record against all opponents that have been a member of the league. Against current members of the conference, ASU is 38-33 since 2001. The Red Wolves hold their most all-time victories against Louisiana-Monroe with 19. With the exception of first-year member South Alabama, the Red Wolves have defeated every team in the SBC since the football league was formed.

**SUN BELT CHAMPIONS:** Arkansas State claimed its first ever outright Sun Belt Conference championship in 2011. Including last season, ASU has won eight conference championships all-time. ASU won the Southland Conference seven times (1986, 1985, 1978, 1975, 1970, 1969, 1968). ASU also won the 2005 Sun Belt Conference title, but it was later vacated due to NCAA sanctions.

**AN A-STATE VICTORY WOULD . . . :** Improve its all-time record in Homecoming games to 57-27-1

and mark the ninth time in the last 10 seasons it has won the game . . . Give the Red Wolves back-to-back victories for the first time since winning its last nine regular-season games in 2011 . . . Improve its home record to 34-8 since the 2005 season.

**LEE NAMED SBC DEFENSIVE PLAYER OF THE WEEK:** Sophomore linebacker Qushaun Lee was named the Sun Belt Conference Defensive Player of the Week on Monday. Lee recorded a game-high 12 tackles, an interception and a pass break-up during Arkansas State's 34-20 victory at Florida International. Not including a 33-yard run on a fake punt, Lee led an ASU defense that limited the Golden Panthers to 308 yards and 3.9 yards per play. The interception, his first of the season and third of his career, directly led to ASU's fourth touchdown of the game and a 27-10 lead for A-State. Lee stepped in front of Loran Hammonds' pass at the FIU 28-yard line and returned it two yards to set up ASU's second third-quarter score. Lee's 12 tackles were the second most of his career, just three short of his 15 recorded against Nebraska earlier this season. Lee is now averaging 8.6 tackles per game, the seventh highest average in the Sun Belt Conference.

**McKISSIC HONORED:** Freshman WR **J.D. McKissic** was named College Sports Madness' Sun Belt Conference Offensive Player of the Week after his stellar performance against FIU. He recorded his first career 100-yard receiving game, picking up 124 yards and a TD on five receptions. McKissic's 124 receiving yards are the most by an ASU player this season. He is the second ASU player to post 100 receiving yards in a game, joining **Josh Jarboe** (101 vs. Memphis).

**HOMECOMING HISTORY:** Arkansas State is 56-27-1 all-time in Homecoming contests. The Red Wolves have won eight of their last nine Homecoming games dating back to the 2003 season. A-State had a seven-game winning streak on its Homecoming snapped in 2010 with a 34-24 setback to Louisville, but knocked off North Texas 37-14 last season.

**HOME SWEET HOME:** With a 6-0 home record last season, Arkansas State secured its seventh consecutive winning record at Liberty Bank Stadium dating back to 2005. ASU is now 33-8 at ASU Stadium since the 2005 season. The Red Wolves actual on-field record all-time at Liberty Bank Stadium is 125-71-1 since it opened in 1974. ASU's six home wins last season were its most since 1985.

**ATTENDANCE FIGURES:** The Liberty Bank crowd of 25,160 for the ASU-WKU game made it the largest to ever watch A-State play a conference game in Jonesboro. The next largest was 24,256 when ASU hosted Middle Tennessee in 2008 . . . ASU's first three home games all drew a crowd of over 20,000, marking the first time in school history the Red Wolves played three consecutive home games with 20,000-plus in attendance. Not only that, 2011 and 2008 are the only other years that ASU had a home crowd of over 20,000 in three games over the course of an entire season.

**ABOVE AVERAGE:** The A-State offense is



## 2012 ARKANSAS STATE FOOTBALL NOTES: VS. SOUTH ALABAMA

averaging 6.1 yards per play, 470.8 yards per game and 5.4 yards per rush, all of which would break the school record for a single season. The current school records for a season are 6.0 yards per play (2008), 447.8 yards per game (2011) and 5.1 yards per rush (1989).

**PLAYING IN THE BACKFIELD:** Senior defensive end **Tim Starson** has a team-high 6.5 tackles for

loss, but senior **Nathan Herrold** and junior **Eddie Porter** aren't far behind with 4 each. Herrold has recorded at least a partial tackle for loss in the last five games, while Porter and Starson both have at least a partial tackle behind the line of scrimmage in four of the last five outings.

**KNOCKING OFF THE FAVORITE:** Arkansas State's 34-20 victory over FIU last week marked the third consecutive year the Red Wolves defeated the top pick in the Sun Belt Conference preseason coaches poll. ASU also defeated preseason favorite FIU last season and Middle Tennessee in 2010.

**PERSONAL RECEIVING RECORDS:** Three ASU players, including **J.D. McKissic**, **Anthony Kincy** and **Darion Griswold**, set personal highs for receiving yards last game against FIU. McKissic

### ASU IN 2012 SUN BELT RANKINGS

Stat	ASU	Rank	Leader
Rushing Offense	232.2 ypg	1	ASU
Pass Defense	158.2 ypg	1	ASU
First Downs	24.2 pg	3	ULM (28.6)
Total Offense	470.8 ypg	3	ULM (514.6)
Field Goals	.727 pct.	3	MT (.857)
Pass Offense	238.7 ypg	3	Troy (324.6)
Red Zone Off.	79.3 pct.	4	ULL (.889)
Scoring Offense	30.5 ppg	4	ULM (39.6)
Total Defense	376.8 ypg	4	WKU (290.8)
Turnover Margin	+0.0 pg	T4	ULL (+8.0)
3rd Down Conv.	40.0 pct.	5	ULM (52.2)
4th Down Conv.	41.7 pct.	5	MT (100.0)
Sacks Against	1.2 pg	5	MT (0.2)
Sacks by	1.3 spg	T5	WKU (3.0)
Opp. First Downs	20.0 pg	T5	Troy (17.6)
Penalties	55.7 ypg	6	FAU (36.4)
Pass Efficiency	133.0	6	WKU (156.8)
PAT Kicking	.955 pct.	6	5 tied (1.000)
Red Zone Def.	80.0 pct.	7	USA (66.7)
Kickoff Coverage	39.5 net/avg.	7	FAU (43.3)
Opp. 3rd Down	40.7 pct.	7	Troy (30.1)
Pass Def. Effic.	134.4	7	WKU (116.0)
Opp. Penalties	48.8 ypg	7	Troy (72.4)
Interceptions	4 total	7	ULM (9)
Opp. 4th Down	81.8 pct.	8	NT (0.0)
Scoring Defense	28.8 ppg	8	WKU (21.2)
Punt Return Avg.	2.4 ypr	8	WKU (12.6)
Time of Poss.	27:38	9	ULM (35:12)
Kickoff Returns	18.4 ypr	10	MT (28.5)
Punting	32.8 net/p	10	ULL (41.7)
Rushing Defense	218.7 ypg	10	ULL (107.2)

### ASU'S 2012 INDIVIDUAL SBC RANKINGS

Stat	ASU Player	Avg.	Rank
Field Goals	Brian Davis	1.3 pg	2
Receptions	J.D. McKissic	6.5 rpg	2
TFL	Tim Starson	6.5 total	3
Scoring (kick)	Brian Davis	7.5 ppg	3
Total Offense	Ryan Aplin	271.8 ypg	3
Passing	Ryan Aplin	231.0 ypg	3
Receiving Yds	J.D. McKissic	75.3 ypg	3
Rushing	David Oku	76.7 ypg	4
PAT Kicking	Brian Davis	.955	5
Pass Effic.	Ryan Aplin	133.0	5
Fum. Forced	Nathan Herrold	0.3 pg	T5
Fum. Forced	Eddie Porter	0.3 pg	T5
Scoring (TD)	David Oku	6.0 ppg	T5
Tackles	Nathan Herrold	8.7 tpg	6
All Purpose	David Oku	100.5 ypg	6
Scoring	Brian Davis	7.5 ppg	6
Tackles	Qushaun Lee	8.6 tpg	T7
Punting	Neely Sullivent	40.3 ypp	8
Receptions	Josh Jarboe	4.7 rpg	8
Scoring	David Oku	6.0 ppg	T9
TFL	Eddie Porter	4.0 total	T12
TFL	Nathan Herrold	4.0 total	T12
Sacks	Shervarius Jackson	1.5 total	T15
Sacks	Eddie Porter	1.5 total	T15
Sacks	Tim Starson	1.5 total	T15
Tackles	Don Jones	6.2 tpg	25
Tackles	Ryan Carrethers	5.8 tpg	T27
Tackles	Sterling Young	5.8 tpg	T27
Tackles	Tim Starson	5.5 tpg	34

### A-STATE INDIVIDUAL SEASON RECORDS

#### PASS COMPLETIONS

	No.	Years
1. Ryan Aplin	304	2011
10. Elliot Jacobs	145	2003
<b>NR Ryan Aplin</b>	<b>119</b>	<b>2012</b>

#### PASSING YARDS

	No.	Years
1. Ryan Aplin	3,588	2011
10. Elliot Jacobs	1,751	2002
<b>NR Ryan Aplin</b>	<b>1,388</b>	<b>2012</b>

#### RECEPTIONS

	No.	Years
1. Dwayne Frampton	94	2011
T9. Brandon Thompkins	47	2009
Lennie Johnson	47	1996
Gerald Jumper	47	1967
<b>NR J.D. McKissic</b>	<b>39</b>	<b>2012</b>

### A-STATE INDIVIDUAL CAREER RECORDS

#### TOTAL OFFENSE

	Yards	Years
1. <b>Ryan Aplin</b>	<b>10,365</b>	<b>2009-cur.</b>
2. Corey Leonard	8,887	2006-09

#### TOTAL OFFENSE PLAYS

	Plays	Years
1. <b>Ryan Aplin</b>	<b>1,612</b>	<b>2009-cur.</b>
2. Corey Leonard	1,604	2006-09

#### TOTAL OFFENSE AVERAGE PER GAME

	Avg.	Years
1. <b>Ryan Aplin</b>	<b>259.1</b>	<b>2009-cur.</b>
2. Corey Leonard	201.9	2006-09

#### TOTAL OFFENSE AVERAGE PER PLAY

	Avg.	Years
1. Johnny Covington	7.5	1992-95
2. Leroy Harris	7.0	1975-76
3. Dennis Forrest	6.7	1986-89
4. <b>Ryan Aplin</b>	<b>6.4</b>	<b>2009-cur.</b>
T5. Dennis Bolden	5.7	1975-76
Nick Noce	5.7	2003-05

#### RUSHING TOUCHDOWNS

	No.	Years
1. Richie Voit	57	1950-53
T2. Reggie Arnold	33	2006-09
Dwane Brown	33	1984-87
4. <b>Ryan Aplin</b>	<b>27</b>	<b>2009-cur.</b>

#### PASS ATTEMPTS

	No.	Years
1. <b>Ryan Aplin</b>	<b>1,198</b>	<b>2009-cur.</b>
2. Cleo Lemon	1,128	1997-2000

#### PASS COMPLETIONS

	No.	Years
1. <b>Ryan Aplin</b>	<b>752</b>	<b>2009-cur.</b>
2. Corey Leonard	571	2006-09

#### PASSING YARDS

	Yards	Years
1. <b>Ryan Aplin</b>	<b>8,804</b>	<b>2009-cur.</b>
2. Cleo Lemon	7,706	1997-2000

#### TOUCHDOWN PASSES

	No.	Years
1. <b>Ryan Aplin</b>	<b>51</b>	<b>2009-cur.</b>
2. Cleo Lemon	48	1997-2000

#### HIGHEST COMPLETION PERCENTAGE

	Pct.	Years
1. <b>Ryan Aplin</b>	<b>.627</b>	<b>2009-cur.</b>
2. Jeremie Watkins	.539	1996-97

#### PASSING YARDS PER GAME

	Avg.	Years
1. <b>Ryan Aplin</b>	<b>220.1</b>	<b>2009-cur.</b>
2. Cleo Lemon	188.0	1997-2000

### A-STATE INDIVIDUAL CAREER RECORDS

#### TOUCHDOWN RECEPTIONS

	No.	Years
1. John Koldus	15	1950-52
<b>T2. Taylor Stockemer</b>	<b>13</b>	<b>2009-cur.</b>

#### RECEPTIONS

	No.	Years
1. Dwayne Frampton	163	2010-11
6. Reginald Murphy	121	1993-96
7. <b>Taylor Stockemer</b>	<b>104</b>	<b>2009-cur.</b>
10. Chuck Walker	92	2001-04
<b>NR Josh Jarboe</b>	<b>82</b>	<b>2011-cur.</b>

#### RECEIVING YARDS

	Yds.	Years
1. Lennie Johnson	2,730	1995-98
4. Levi Dejohnette	1,816	2004-07
5. Brandon Thompkins	1,701	2006-09
6. <b>Taylor Stockemer</b>	<b>1,699</b>	<b>2009-cur.</b>
10. Reginald Murphy	1,331	1993-96
<b>NR Josh Jarboe</b>	<b>1,017</b>	<b>2011-cur.</b>

#### MOST TOUCHDOWNS SCORED

	No.	Years
1. Richie Voit	57	1950-53
5. Steve Burks	30	1971-74
<b>T6. Ryan Aplin</b>	<b>28</b>	<b>2009-cur.</b>
Corey Walker	28	1993-96

#### MOST BLOCKED KICKS

	No.	Years
1. Jimmy Lisko	8	1972-75
<b>T2. Tim Starson</b>	<b>4</b>	<b>2009-cur.</b>

#### MOST POINTS BY KICKING

	Points	Years
1. Josh Arauco	288	2006-09
3. Jeff Caldwell	195	1993-96
4. Doug Dobbs	178	1976-79
5. <b>Brian Davis</b>	<b>177</b>	<b>2010-cur.</b>

#### MOST EXTRA POINTS MADE

	Points	Years
1. Josh Arauco	58	2006-09
3. Don LaPlante	96	1950-52
4. Joe Duren	84	1976-79
5. <b>Brian Davis</b>	<b>80</b>	<b>2010-cur.</b>

#### MOST FIELD GOALS MADE

	Points	Years
1. Josh Arauco	58	2006-09
4. Doug Dobbs	35	1976-79
<b>T5. Brian Davis</b>	<b>32</b>	<b>2010-cur.</b>
Scott Roper	32	1986-87

collected his first career 100-yard receiving game with 124 to his credit, while Griswold finished with 51 yards and Kincy 26.

#### TOPPING THE TOTAL OFFENSE CHARTS:

Senior quarterback **Ryan Aplin** broke the Sun Belt Conference record for total offense career yards during the FIU game, finishing the game with 273 yards to give 10,365 for his career. Aplin passed ULM's Steve Jyles (10,234 yards from 2002-05) for the record. Additionally, he is ranked third all-time in the league in completions (752) and passing yards (8,804) and fourth in touchdown passes (51) and rushing yards by a quarterback (1,561).

**QUICK STRIKE OFFENSE:** Four of ASU's five scoring drives against FIU last week took less than two minutes, and 38 percent of all ASU's scoring drives have now been assembled in less than two minutes. The Red Wolves have recorded 27 explosive plays (20+ yards), including five covering at least 50 yards. A-State had its two longest plays of the year against FIU, a 74-yard pass from **Ryan Aplin** to **J.D. McKissic** and a 73-yard run by **Rocky Hayes**. Five of ASU's six

longest plays have occurred in the second quarter and the Red Wolves have had 10 total explosive plays in the second quarter - the most of any quarter.

**300-PLUS:** Dating back to the 2010 season, Arkansas State has posted at least 300 yards of total offense 29 of its last 31 games. ASU's 12-game streak with over 300 yards total offense came to an end just two games shy of the school record against Nebraska earlier this season.

**A NEW START:** Arkansas State has 15 players who have started their first career game at the school this season, which ranks tied for the fourth most in the nation with East Carolina. Air Force leads the nation with 19 first-time starters this year. Players with their first career start at ASU this season include **David Oku** (RB), **Rocky Hayes** (RB/WR), **J.D. McKissic** (WR), **Aaron Williams** (OL), **Steven Haunga** (OL), **Bryce Giddens** (OL), **Alan Wright** (OL), **Ronnell Wright** (DL), **Shervarius Jackson** (DE), **Chris Stone** (DE), **Eddie Porter** (LB/DE), **Andrew Tryon** (CB), **Artez Brown** (CB), **Chris Humes** (S) and **Cole Lorigan** (S).

**ON A ROLL:** Senior wide receiver **Taylor Stockemer** has recorded at least one reception in his last 35 games played, ranking as the second most in the NCAA among all players. Duke's Conner Vernon leads the nation with a catch in 41 straight games.

**AT LEAST FOUR:** Redshirt freshman receiver **J.D. McKissic** has recorded at least four receptions in every game this season, including a career-high eight against Memphis, Nebraska and Western Kentucky. He now has a team-high 39 catches to place him second in the Sun Belt Conference and tied for 32nd in the nation in receptions. McKissic also has a team-best 452 receiving yards, which ranks third in the SBC.

**HERALDED PERFORMANCE:** Senior linebacker **Nathan Herrold** recorded 11 tackles against both Oregon and Nebraska, giving him two games this year and five for his career with double-figure stops. He now has a team-high 52 tackles, placing him tied for sixth in the Sun Belt Conference and tied for 62nd in the nation in tackles. Herrold has also recorded at least a partial tackle for loss in the Red Wolves' last five games.

**KICK IT INTO GEAR:** Junior kicker **Brian Davis** has made multiple field goals in four of ASU's six games this season and nine times during his career. He needs three field goals and one point to tie the fourth most in school history for a career in both statistical categories.

**MORE OFTEN THAN NOT:** Senior quarterback **Ryan Aplin** has tossed at least one touchdown in 30 of his last 34 games dating back to his freshman season. Aplin has also thrown for at least 200 yards 26 times in his career and all 26 have come over ASU's last 33 games. Additionally, he has 15 career games with over 300 yards total offense, including five of the last nine.

**ACTIVE APLIN:** Senior quarterback **Ryan Aplin** is ranked among the top active players in the NCAA in several career statistics, including:

- 3rd, career total offense yards (10,365)
- 5th, career passing yards (8,804)
- 6th, career completions (752)
- 6th, career TD responsible for (79)
- 9th, career touchdown passes (51)
- 19th, career rushing touchdowns (27)

**FIVE MORE SCHOOL RECORDS:** Senior quarterback **Ryan Aplin** has set five new school records this year, giving him 21 combined game, season and career records at ASU . . . His *single-game* records include most plays, total offense, most average yards per game, passes attempted, completion percentage and completions . . . His single-season records include most plays, total offense, passes attempted, completions, touchdown passes, highest completion percentage and most passing yards per game . . . His *career* records include total offense, total plays, most average yards per game, completions, pass attempts, highest completion percentage, touchdown passes and most passing yards per game.

**THAT'S OFFENSIVE:** A-State's 634 yards of total offense against Alcorn State was the seventh most in school history and marked the second time this year the Red Wolves have recorded over 600 yards. They also piled up 619 yards against Memphis, which were the most against an FBS opponent since recording a school-record 681 against Louisiana-Lafayette in 2007. ASU has now posted at least 500 yards total offense in three of its first six games and 400 or more in four games.

**LIGHTING UP THE SCOREBOARD:** With 34 (vs. Oregon), 33 (vs. Memphis), 56 (vs. Alcorn State) and 34 (vs. FIU) points scored in four of its first six games this season, A-State has now posted at least 30 points in 12 of its last 17 regular-season games dating back to last season. The Red Wolves scored 30 or more points in eight games during the 2011 season, the most since 1951 when it hit the total 10 times.

**GETTING DEFENSIVE:** With its 56-0 win over Alcorn State, ASU recorded its first shutout since defeating Mississippi Valley State 61-0 in its 2009 season opener. ASU limited Alcorn State to just 2.2 yards per play, which tied the fifth lowest average for a game in Sun Belt Conference history. ASU's defense allowed just 130 yards, which is the fewest since giving up 69 to Mississippi Valley State in 2009 as well. The Red Wolves also held Memphis under 300 yards total offense, limiting the Tigers to 293 yards for the fewest by an ASU opponent since FAU recorded 281 last season.

**REACHING THE CENTURY MARK:** Sophomore running back **Rod Smith** broke 100 yards rushing for the first time of his career against Alcorn State with a career-high 104 yards. He is the second ASU player to rush for 100 yards in a game this season, joining **David Oku** (111 yards vs. Memphis). A-State had a running back record over 100 yards in a rushing in a game only once all of last season.

**MIDWEEK MONSTERS:** Historically, A-State has performed well in midweek games since joining the Sun Belt Conference. Since the 2001 campaign, the Red Wolves hold an 8-3 record in

SUN BELT CAREER RECORDS			
TOTAL OFFENSE			
	Yards	Years	
1. <b>Ryan Aplin</b>	<b>10,365</b>	<b>2009-cur.</b>	
2. Steven Jyles (ULM)	10,234	2002-05	
TOTAL OFFENSE PLAYS			
	Plays	Years	
1. Steven Jyles (ULM)	1,909	2002-05	
2. <b>Ryan Aplin</b>	<b>1,612</b>	<b>2009-cur.</b>	
TOTAL OFFENSE PER GAME			
	Avg.	Years	
1. Levi Brown (Troy)	274.3 ypg	2008-09	
2. <b>Ryan Aplin</b>	<b>259.1 ypg</b>	<b>2009-cur.</b>	
PASS ATTEMPTS			
	No.	Years	
1. Steven Jyles (ULM)	1,445	2002-05	
2. Rusty Smith (FAU)	1,361	2005-09	
3. <b>Ryan Aplin</b>	<b>1,198</b>	<b>2009-cur.</b>	
PASS COMPLETIONS			
	No.	Years	
1. Steven Jyles (ULM)	795	2002-05	
2. Rusty Smith (FAU)	768	2005-09	
3. <b>Ryan Aplin</b>	<b>752</b>	<b>2009-cur.</b>	
COMPLETION PERCENTAGE			
	Pct.	Years	
1. Clint Marks (MT)	66.0	2003-06	
2. <b>Ryan Aplin</b>	<b>62.7</b>	<b>2009-cur.</b>	
TOUCHDOWN PASSES			
	No.	Years	
1. Rusty Smith (FAU)	76	2005-09	
2. Corey Robinson (Troy)	55	2010-cur.	
3. Steven Jyles (ULM)	53	2002-05	
4. <b>Ryan Aplin</b>	<b>51</b>	<b>2009-cur.</b>	
PASSING YARDS			
	Yards	Years	
1. Rusty Smith (FAU)	10,112	2005-09	
2. Steven Jyles (ULM)	8,987	2002-05	
3. <b>Ryan Aplin</b>	<b>8,804</b>	<b>2009-cur.</b>	
RUSHING YARDS BY A QUARTERBACK			
	Yards	Years	
1. Michael Desormeaux (ULL)	2,843	2005-08	
2. Dwight Dasher (MT)	2,419	2007-10	
3. Corey Leonard (ASU)	1,568	2006-09	
4. <b>Ryan Aplin</b>	<b>1,561</b>	<b>2009-cur.</b>	

all midweek games and a 6-2 mark when playing on Thursday. ASU has won its last three midweek games, including a 34-20 victory over FIU last week on a Thursday night.

**BOUNCING BACK:** The Red Wolves have not lost back-to-back regular-season games since suffering three consecutive setbacks to end the 2010 campaign. ASU's only two regular-season losses last year were both followed by victories, and ASU's three setbacks this year were also followed by victories. Not only that, ASU won four of its five games following those losses by a double-figure margin.

**FCS WINNING STREAK EXTENDED:** Arkansas State extended its winning streak against FCS opponents to eight games with a 56-0 win over Alcorn State earlier this season. The Red Wolves have won those eight games by a combined 426-60 score. ASU improved to 19-4 against FCS opponents since moving to the FBS in 1992.

**SENIOR CLASS AWARD:** **Ryan Aplin** has been named as one of just 30 candidates from across the nation for the 2012 SENIOR CLASS Award, annually recognizing an NCAA FBS senior with notable achievements in areas of community, classroom, character and competition. An acronym for Celebrating Loyalty and Achievement for Staying in School, the prestigious Senior CLASS Award focuses on the total student-athlete and encourages students to use their platform in athletics to make a positive impact as leaders in their communities.

**CFPA RECOGNIZES APLIN:** The College Football Performance Awards recognized senior **Ryan Aplin** as an Honorable Mention National Quarterback of the Week following A-State's victory over Alcorn State. Aplin only played in the first half, leading ASU to 42-0 lead at the break with 198 yards passing, another 24 rushing and three touchdown passes. Aplin completed 12-of-13 pass attempts for a school-record .923 completion percentage. His three touchdown tosses gave him 50 for his career, making him ASU's all-time leader in the stat and one of just four players in Sun Belt history to record at least 50 touchdown passes. Aplin ended the game with 222 yards of total offense.

**SULLIVENT HONORED:** Senior punter **Neely Sullivent** was announced as a College Football Performance Awards national honorable mention punter of the week following the Nebraska game. Sullivent averaged 48 yards per punt against the Huskers, almost a full 10 yards more than his season average of 38.4 entering the game. He recorded his second punt of the season to travel over 50 yards and also posted his first punt inside the 20. Sullivent raised has season average to 41.8 yards per punt to rank him third in the Sun Belt Conference.

**PRESEASON ALL-CONFERENCE:** Senior quarterback **Ryan Aplin** was named Sun Belt Conference Preseason Offensive Player of the Year and one of four A-State players named to the all-conference team at the league's Media Day in New Orleans. Aplin, senior wideout **Josh Jarboe**, senior offensive lineman **Zack McKnight** and senior defensive back **Don Jones** were all named to the Preseason All-SBC Team.

**RED WOLVES TABBED SECOND IN PRESEASON SBC POLL:** The Red Wolves were picked second in the preseason coaches poll announced as part of the league's annual Media Day. Arkansas State received 85 points and two first place votes, just behind Florida International, which received five first place votes and 92 points to earn the nod as the preseason favorite in the league race. The Red Wolves won the Sun Belt Conference Championship a year ago after posting a perfect 8-0 record in league play during the 2011 season. Louisiana-Lafayette, Western Kentucky and Troy rounded out the top five in the poll, and FIU defensive lineman Tourek Williams was named the Preseason Defensive Player of the Year.

**HIGHLY TOUTED RECRUITING CLASS:** With a *Parade* All-American, Under Armour All-American, NJCAA All-American, 23 players that earned either junior college all-conference or high school all-state recognition and 18 players rated at least three stars by one or more of the major recruiting sources, the 2012 ASU signing class could be considered one of the best in the history of the ASU football program. Arkansas State had the top-rated class in the Sun Belt Conference by *Rivals.com*, *Scout.com*, *ESPN.com* and *247Sports.com*.

**RETURNING ALL-CONFERENCE PLAYERS:** A-State returns five 2011 All-Sun Belt Conference players this season, including the league's Player of the Year in senior quarterback **Ryan Aplin**. Aplin was a first-team selection and was joined by second-team choices **Josh Jarboe** (Sr., WR) and **Nathan Herrold** (Sr., LB). Returning as honorable mention choices are senior wideout **Taylor Stockemer** and senior punter **Neely Sullivent**.

**GODADDY.COM BOWL:** Arkansas State accepted an official invitation to the GoDaddy.com Bowl last season following its victory over Middle Tennessee on Nov. 19, placing the Red Wolves in a bowl game for the first time since 2005 when they played Southern Miss in the New Orleans Bowl in Lafayette, La. ASU was bowl eligible for the first time since 2008, but for the fourth time over the last seven seasons. ASU reached bowl eligibility after just eight games, making last year the earliest ASU had ever been bowl eligible as an FBS member (since 1992).

**SUN BELT CHAMPIONS:** Arkansas State claimed its first ever outright Sun Belt Conference championship last season. Including 2011, Arkansas State has won eight conference championships all-time. ASU won the Southland Conference seven times (1986, 1985, 1978, 1975, 1970, 1969, 1968). ASU also won the 2005 Sun Belt Conference championship, but it was later vacated due to NCAA sanctions.

**IN THE POLLS:** Arkansas State received as many as 18 votes in the AP Top 25 Poll and 13 votes in the USA Today Top 25 Coaches Poll, while also ranking as high as No. 35 in the BCS and reaching No. 30 in the CBSSports.com 120 rankings during the season.

**SENIOR BOWL WATCHLIST:** ASU has two players on the inaugural Senior Bowl Watch list. Senior quarterback **Ryan Aplin** and senior wide

out **Josh Jarboe** were added to the watch list on August 24.

**APLIN ON NUMEROUS WATCH LISTS:** An All-America and Heisman candidate, senior quarterback **Ryan Aplin** has garnered a significant amount of national attention this preseason as he is listed on the Walter Camp Player of the Year Watch List, Davey O'Brien Award Watch List, Johnny Unitas Award Watch List and the Manning Award Watch List. Video, action photos and biographical information for Aplin are all available on a Facebook Page, maintained by the ASU Sports Information Department, called "Ryan Aplin All-America and Heisman Campaign." Fans and media will be able to follow Aplin's 2012 season on the page, where updates will be posted throughout fall camp and the upcoming season.

**ATHLON'S PRESEASON HONORS:** The Red Wolves had six players named to *Athlon's* preseason All-Sun Belt Conference Team, including senior quarterback **Ryan Aplin** (first team), senior wide receiver **Josh Jarboe** (first team), senior offensive lineman **Zack McKnight** (first team), senior linebacker **Nathan Herrold** (first team), junior defensive lineman **Ryan Carrethers** (second team) and senior safety **Don Jones** (second team).

**PHIL STEELE'S PRESEASON HONORS:** *Phil Steele's* preseason All-Sun Belt team featured 12 A-State players, including first team selections **Ryan Aplin** (Sr., QB) and **Josh Jarboe** (Sr., WR). ASU's 12 selections tied the fourth most in the league with Troy. Earning a spot on the second team were **Taylor Stockemer** (Sr., WR), **Zack McKnight** (Sr., OL), **Nathan Herrold** (Sr., LB), **Chaz Scales** (Sr., DB) and **Andrew Tryon** (So., DB), who made the team as a kick returner. The Red Wolves' third-team choices were **Frankie Jackson** (So., RB), **Ryan Carrethers** (Jr., DL) and **Brian Davis** (Jr., K), while **Ishamail Hayes** (Jr., DE) and **Qushaun Lee** (So., LB) were fourth-team selections.

**COLLEGE SPORTS MADNESS PRESEASON HONORS:** CollegeSportsMadness.com has announced its preseason All-Sun Belt Conference Team, which includes Offensive Player of the Year **Ryan Aplin** (Sr., QB). Along with Aplin, **Zack McKnight** (Sr., OL) was named a first team choice. Second team selections included **Josh Jarboe** (Sr., WR), **Brian Davis** (Jr., K) and **Nathan Herrold** (Sr., LB). A-State's third team picks included **Taylor Stockemer** (Sr., WR), **Andrew Tryon** (So., DB) as a kick returner and **Chaz Scales** (Sr., DB).

**BLUE RIBBON PRESEASON HONORS:** The Blue Ribbon Preseason All-Sun Belt Conference Team included Arkansas State players **Josh Jarboe** (Sr., WR), **Ryan Aplin** (Sr., QB) and **Nathan Herrold** (Sr., LB).





Gus Malzahn was named the Red Wolves' 28th head football coach Dec. 14, 2011, bringing him back to his home state after most recently enjoying highly successful stints as a top assistant coach at three NCAA FBS universities that garnered national acclaim.

A name highly recognized throughout Arkansas and the nation, Malzahn comes to Arkansas State after serving as the offensive coordinator and quarterbacks coach at Auburn for the past three seasons. A native of Fort Smith, Malzahn was named the winner of the 2010 Frank Broyles Award, given annually to the nation's top collegiate assistant coach.

His innovative offense made an immediate and profound impact during his tenure at Auburn, highlighted by a record-setting offense in 2010 when the Tigers finished 14-0 and claimed the school's first national championship since 1957. The Auburn offense set nine school records, including points in a season (577), points per game (41.2), total yards (6,989), total offense (499.2), rushing yards (3,987), rushing touchdowns (41) and passing touchdowns (31). Malzahn's record-setting offense in 2010 led the Southeastern Conference and finished in the top 10 nationally in six statistical categories.

He coached Heisman Trophy winner Cam Newton during the Tigers run to the 2011 BCS National Championship. Under Malzahn's direction, Newton later became the overall No. 1 pick in the 2011 NFL Draft after producing one of the best single-season quarterback performances in collegiate history. Newton threw for 2,908 yards and 30 touchdowns, while rushing for 1,586 yards and an additional 20 touchdowns as Auburn finished 14-0 and defeated Oregon 22-19 in the BCS title game.

Newton also won the school's first-ever Davey O'Brien Award and Manning Award, given to the nation's top quarterback. He also claimed the Maxwell Award presented annually to college football's top player, while also earning Associated Press National Player of the Year and SEC Offensive Player of the Year awards.

He helped lead the Tigers to a 7-5 record this season, which will include an appearance in the Chick-fil-A Bowl on Dec. 31. The Malzahn-led Auburn offense had four players named to the All-SEC Team, including sophomore running back Michael Dyer, junior tight end Philip Lutzenkirchen, senior offensive lineman Brandon Mosley and junior running back Onterio McCalebb.

Malzahn's arrival in 2009 and style of offense marked a drastic turnaround from the 2008 season when Auburn struggled offensively. In a two-year period, the Tigers improved from a tie for 110th to 7th in the nation in scoring offense (from 17.3 to 41.2) and from 104th to 7th in total offense. It also took Auburn just six games in 2009 to score more points than it did in all 12 games in 2008.

Before coaching at Auburn, Malzahn spent two seasons at Tulsa, coordinating a Golden Hurricane offense that finished first nationally in total offense in 2007 and 2008. Tulsa's offense in 2007 established nine team school records and 12 individual records. The Hurricane also set nine Conference USA team records, while Tulsa quarterback Paul Smith broke an

NCAA record by throwing for at least 300 yards in 14 consecutive games.

Prior to his time at Tulsa, he coached one season at Arkansas, where he served as offensive coordinator, coached Heisman Trophy runner-up Darren McFadden and helped the Razorbacks finish fourth nationally in rushing offense at 228.5 yards per game. In fact, two of Malzahn's first three collegiate offenses ranked in the top 10 nationally in rushing, including the 2008 Tulsa team and 2006 Arkansas squad.

In 14 seasons as a high school head coach, Malzahn led seven teams to the state championship game and won three titles. Malzahn coached two quarterbacks, Josh Floyd and Rhett Lashlee, who set national passing records. Malzahn also tutored 2005 Gatorade, Parade Magazine and Rivals.com National Player of the Year Mitch Mustain at Springdale High School.

Malzahn is married to the former Kristi Otwell and they are the parents of two daughters, Kylie (23) and Kenzie (20).

## MALZAHN AT A GLANCE

### COACHING EXPERIENCE

- 1992-95 – Head Coach, Hughes High School
- 1996-00 – Head Coach, Shiloh Christian High School
- 2001-05 – Head Coach, Springdale High School
- 2006 – Offensive Coordinator, University of Arkansas
- 2007-08 – Asst. Head Coach, Co-Offensive Coord., Tulsa
- 2009-11 – Offensive Coordinator, Auburn

### BOWL EXPERIENCE

- Player – 1984 Liberty Bowl
- Player – 1985 Holiday Bowl
- Coach – 2007 Capital One Bowl
- Coach – 2008 GMAC Bowl
- Coach – 2010 Outback Bowl
- Coach – 2011 BCS National Championship Game

### PERSONAL

- Hometown – Fort Smith, Arkansas
- Wife – Former Kristi Otwell
- Children – Daughters Kylie (22) & Kenzie (18)
- College – Henderson State, B.A. 1990
- Playing Experience – Arkansas (1984-85), Henderson State (1988-89)





**2012:** 21 school records to his credit, including 7 season, 6 single-game and 8 career marks that stand atop the most successful in ASU history . . . *USA Today* Preseason Sun Belt Conference Player of the Year . . . Senior CLASS Award candidate . . . Athlon's, Blue Ribbon College Yearbook, Phil Steele's Preseason First Team All-Sun Belt Conference . . . Johnny Unitas Golden Arm Award Watch List . . . Manning Award Watch List . . . Walter Camp Watch List . . . Became the Sun Belt Conference's all-time leader in total offense.

**2011:** Named the 2011-12 Sun Belt Conference Male Student-Athlete of the Year, making him the second ASU player to win the league's highest honor over the last three years (Alex Carrington, 2009-10) . . . Named the Sun Belt Conference Player of the Year (one of just two players in ASU history to earn the league's highest football award) . . . First Team All-Sun Belt Conference for the second consecutive season . . . Sun Belt Conference Player of the Week twice . . . Little Rock Touchdown Club Player of the Year for Arkansas State University . . . College Football Performance Awards (CFPA) National Quarterback of the Year Watch List . . . Broke his own single-season school records for total offense (4,176 yards), total offense per game (321.2 ypg), pass completions (304), passing yards (3,588) and passing yards per game (276.0) . . . Put up impressive numbers that are among the best in the nation, ranking No. 10 in the country in total offense, No. 14 in passing yards, No. 20 in completions per game (23.38) and No. 33 in points responsible for (13.85 ppg) . . . Rushed for a career-best 588 yards that led the team and gives him 1,318 for his career . . . Recorded a team-high 10 rushing touchdowns . . . Ranked No. 1 in the Sun Belt Conference in total offense and total passing yards, No. 2 in pass efficiency, No. 4 in scoring (TDs), No. 7 in scoring and No. 9 in rushing yards . . . Became one of just two players in the history of the Sun Belt Conference to record over 3,000 yards total offense in two different seasons (2011 and 2010) . . . Ranked No. 2 in Sun Belt Conference history in single-season total offense, No. 4 in touchdowns responsible for (29) and No. 5 in passing yards . . . Preseason First Team All-Sun Belt Conference selection by Sporting News, Lindy's and Athlon Sports . . . Third Team All-SBC by Phil Steele's . . . Sporting News "best running quarterback" in the SBC . . . Lindy's "best scrambler" and "coolest in the clutch" in the SBC . . . ASU Athletic Director's Honor Roll.


**2010:** First Team All-Sun Belt Conference . . . CollegeFootballNews.com Sophomore All-America Team . . . Little Rock Touchdown Club's Arkansas State Player of the Year . . . Three-time Sun Belt Conference Offensive Player of the Week . . . Rivals.com Sun Belt Conference Player of the Week . . . Broke the single-season school records for total offense (3,416 yards), total offensive plays (548), pass completions (252), pass yards (2,939), passing touchdowns (21) and pass attempts (410) . . . 61.5 completion percentage was the second highest in school history . . . 2010 numbers placed him tied for second in Sun Belt Conference history in touchdowns responsible for (32), third in total plays, fourth in total offense, sixth in passing yards and passing touchdowns and seventh in completions for a single season . . . Nationally, ranked tied for 15th in points responsible for, 19th in total offense, 27th in passing yards per game and 51st in passing efficiency . . . led the Sun Belt Conference in total offense and touchdowns responsible for and ranked second in passing touchdowns, passing yards and completions and third in pass efficiency . . . Responsible for 70 percent of ASU's total offense that broke the school record and ranked second in the Sun Belt Conference . . . Threw at least one touchdown pass in every game and had at least one rushing touchdown in eight games . . . Recorded a school-record 438 passing yards against Louisiana-Lafayette, which was the most by a Sun Belt Conference player in 2010 and the 17th most in the nation . . . Broke the school record for completions (33) and total offense (442) in a game . . . Passed for at least 200 yards in nine games and recorded at least 200 yards of total offense in 11 outings . . . Connected with Taylor Stockemer for a 65-yard touchdown pass against Louisiana-Lafayette that was his longest completion of the year . . . Posted a long run of 40 yards against Troy . . . Preseason First Team All-Sun Belt Conference selection by *Sporting News*, *Lindy's* and *Athlon Sports* . . . Third Team All-SBC by *Phil Steele's* . . . *Sporting News* "best running quarterback" in the SBC . . . *Lindy's* "best scrambler" and "coolest in the clutch" in the SBC . . . Named to College Football Performance Awards national Quarterback of the Year Watch List . . . ASU Athletic Director's Honor Roll and Sun Belt Conference Commissioner's List member.

**2009:** Played in nine games, including three as a starter as a red-shirt freshman . . . Started three of last four games of the season . . . Completed 77 of 118 attempts for 889 yards with three touchdowns . . . Rushed 64 times for 253 yards and four touchdowns . . . Finished season with second most rushing yards and rushing touchdowns on the team . . . Posted a long completion of 64 yards and a long rush of 47 yards . . . Posted 362 yards of offense in the Red Wolves victory over North Texas, the most ever by an ASU freshman and the fifth most by any player in school history . . . Aplin posted his only 100-yard rushing game against the Mean Green, piling up 122 yards, and also threw for a career-high 240 yards . . . Threw for at least 146 yards in final five games of the season.


**2008:** Redshirted and participated on the scout team.

**HIGH SCHOOL:** Two-year varsity letterman . . . Recorded 1,300 passing yards and 350 rushing yards in seven games played . . . Posted 2,300 passing yards and 17 touchdowns, while also rushing for 650 yards and 15 touchdowns as a senior . . . Named Shrine Bowl MVP . . . 2006 and 2007 First Team All-County and Second Team All-District . . . Also was lettered in baseball and was an all-conference selection . . . Also recruited by Middle Tennessee.

**PERSONAL:** Born May 8, 1990 . . . Son of Lorice Aplin



# ARKANSAS STATE UNIVERSITY







## ALL-AMERICA & HEISMAN CANDIDATE

# QUARTERBACK RYAN APLIN

### CAREER ACCOLADES

- 2011 SUN BELT CONFERENCE PLAYER OF THE YEAR
- 2011-12 SUN BELT CONFERENCE STUDENT-ATHLETE OF THE YEAR
- 2012 PRESEASON SUN BELT CONFERENCE OFFENSIVE PLAYER OF THE YEAR
- 2012 WALTER CAMP FOOTBALL FOUNDATION PLAYER OF THE YEAR WATCH LIST
- 2012 DAVEY O'BRIEN WATCH LIST
- 2012 MANNING AWARD WATCH LIST
- 2012 JOHNNY UNITAS GOLDEN ARM WATCH LIST
- 2012 USA TODAY PRESEASON SUN BELT CONFERENCE PLAYER OF THE YEAR
- TWO-TIME FIRST TEAM ALL-SUN BELT CONFERENCE
- HOLDS 16 SCHOOL RECORDS
- NO. 4 IN THE NATION IN CAREER TOTAL OFFENSE AMONG CURRENT PLAYERS
- NO. 5 IN THE NATION IN CAREER PASSING YARDS AMONG CURRENT PLAYERS
- ATHLON'S, BLUE RIBBON COLLEGE YEARBOOK AND PHIL STEELE'S FIRST TEAM PRESEASON ALL-CONFERENCE



**RYAN APLIN, #16**  
**QB • 6-1, 205 • SR. (RS) • 3L**  
**TAMPA, FLA. (FLEMING ISLAND)**

APLIN'S CAREER PASSING STATISTICS						
Yr.	COMP	ATT	YDS	TD	INT	LG
2009	77	118	889	3	6	64
2010	252	410	2939	21	11	65
2011	304	476	3588	19	16	71
2012	119	194	1388	8	2	74
<b>Totals</b>	<b>752</b>	<b>1198</b>	<b>8804</b>	<b>51</b>	<b>35</b>	<b>74</b>

APLIN'S CAREER RUSHING STATISTICS					
Yr.	ATT	YDS	AVG.	TD	LG
2009	64	253	4.0	4	47
2010	138	477	3.5	11	40
2011	161	588	3.7	10	33
2012	51	243	4.8	2	38
<b>Totals</b>	<b>414</b>	<b>1561</b>	<b>3.8</b>	<b>27</b>	<b>47</b>



**2012 ARKANSAS STATE FOOTBALL NOTES: NUMERICAL ROSTER**

<b>No.</b>	<b>Name</b>	<b>Pos.</b>	<b>Ht.</b>	<b>Wt.</b>	<b>Cl.</b>	<b>Exp</b>	<b>Hometown (previous school)</b>
1	Carlos McCants	WR	5-11	185	Jr.-R	2L	Mobile, Ala. (LeFlore)
2	Taylor Stockemer	WR	6-4	210	Sr.-R	3L	Van Buren, Ark. (Van Buren)
2	Terrious Triplett	DB	6-1	185	Fr.-R	RS	Memphis, Tenn. (Ridgeway)
3	Josh Jarboe	WR	6-3	215	Sr.	1L	Decatur, Ga. (Northeast Mississippi CC)
3	Tyler Lindsey	LB	5-11	205	Fr.	HS	Hot Springs, Ark. (Lake Hamilton)
4	Brian Davis	K	5-11	160	Jr.	2L	Brentwood, Tenn. (Brentwood)
4	R.J. Fleming	WR	5-10	170	Jr.	2L	Natchez, Miss. (Trinity Episcopal Day School)
5	Don Jones	DB	6-1	208	Sr.	2L	Town Creek, Ala. (Miss. Gulf Coast CC)
6	Frankie Jackson	RB	5-9	185	So.-R	1L	Baton Rouge, La. (Capitol)
7	Julian Jones	WR	6-0	190	Jr.-R	2L	Germantown, Tenn. (Germantown)
8	Stephen Hogan	QB	6-4	205	Fr.-R	RS	Greenwood, Ark. (Greenwood)
8	Tausean Holmes	DB	5-10	190	Sr.	3L	Millington, Tenn. (Millington)
9	Rod Smith	RB	5-10	180	So.-R	1L	Dumas, Ark. (Dumas)
10	Artez Brown	DB	6-0	170	So.	1L	Newport, Ark. (Newport)
10	Zach Davis	QB	6-2	195	Fr.-R	RS	Harrisburg, Ark. (Harrisburg)
11	Phillip Butterfield	QB	6-2	215	Jr.-R	1L	Lake Hamilton, Ark. (Lake Hamilton)
11	Sterling Young	DB	6-2	182	So.-R	1L	Hoover, Ala. (Hoover)
12	Kyle Coleman	DB	6-1	215	So.	1L	Pine Bluff, Ark. (Watson Chapel)
13	Fredi Knighten	QB	5-10	160	Fr.	HS	Little Rock, Ark. (Pulaski Academy)
14	Dezmond Stegall	QB	6-1	208	Fr.	HS	Searcy, Ark. (Searcy)
15	Neely Sullivent	P	6-0	190	Sr.-R	2L	Bauxite, Ark. (Bauxite)
16	Ryan Aplin	QB	6-1	205	Sr.-R	3L	Tampa, Fla. (Fleming Island)
16	TeDarius Turner	DB	5-8	175	Fr.-R	RS	Memphis, Tenn. (Cordova)
18	Andre Smith	H-BACK	6-1	215	Sr.-R	3L	Killeen, Texas (Shoemaker)
19	Darion Griswold	TE	6-5	240	Fr.-R	RS	Dumas, Ark. (Dumas)
20	Cole Lorigan	DB	5-10	170	Sr.-R	3L	Hot Springs, Ark. (Hot Springs)
21	Sirgregory Thornton	RB	5-11	190	Jr.	2L	Memphis, Tenn. (Germantown)
22	Anthony Kincy	H-BACK	6-0	232	Sr.	1L	St. Petersburg, Fla. (Butte (CA) College)
23	J.D. McKissic	WR	5-10	185	Fr.-R	RS	Phenix City, Ala. (Central)
24	Andrew Tryon	DB	5-10	185	So.-R	1L	Little Rock, Ark. (Russellville)
25	David Oku	RB	5-10	195	Jr.	TR	Midwest City, Okla. (Tennessee)
25	Chaz Scales	DB	5-9	170	Sr.	3L	Franklin, Tenn. (Centennial)
26	DeKeathan Williams	ATH	6-1	200	Fr.	HS	West Helena, Ark. (Central)
27	Tres Houston	WR	6-2	183	So.	TR	College Park, Ga. (Northeast Mississippi CC)
28	Charleston Girley	DB	6-1	190	Fr.-R	RS	Pine Bluff, Ark. (Dollarway)
29	Chris Humes	DB	5-11	190	Fr.	HS	Hoover, Ala. (Spain Park)
30	Kelsey Collins	WR	5-8	170	So.-R	1L	Pine Bluff, Ark. (Pine Bluff)
31	Grant Gill	LB	6-1	210	So.-R	SQ	McGehee, Ark. (McGehee)
32	Ryan Jacobs	DB	6-1	185	So.-R	SQ	Evans, Ga. (Greenbrier)
33	Jonathan Victorian	DB	6-0	185	Sr.	2L	St. Louis, Mo. (Pattonville)
34	Booker Mayes	DB	5-11	162	Fr.	HS	Pine Bluff, Ark. (Dollarway)
35	Michael Gordon	RB	5-9	190	Fr.	HS	Camden, Miss. (Velma Jackson)
36	Tre' Fletcher	DB	5-8	183	Fr.	HS	Powder Springs, Ga. (McEachern)
37	Eddie Porter	LB/DE	6-3	235	Jr.	TR	Woodlands, Texas (Blinn (TX) College)
38	Rocky Hayes	RB	5-11	177	Fr.	HS	Heflin, Ala. (Clebume County)
39	Todd Mays	DB	5-11	200	Fr.	HS	Olive Branch, Miss. (Olive Branch)
40	Nathan Herrold	LB	6-3	235	Sr.-R	3L	Ozark, Mo. (Ozark)
41	LaAngelo Albright	LB	5-11	205	Jr.-R	2L	Prattville, Ala. (Prattville)
42	Chris Stone	DE	6-3	245	Fr.-R	RS	Daleville, Ala. (Daleville)
43	Kendrick Daniels	RB	5-7	155	Fr.	HS	Sulphur Springs, Texas (Sulphur Springs)
44	Brock Barnhill	DB	6-0	176	So.-R	SQ	Mountain Home, Ark. (Mountain Home)
44	Cody Prater	TE	6-0	215	Sr.-R	3L	Jonesboro, Ark. (Valley View)
45	Tyler Morris	DS	5-11	185	Fr.	HS	Adairsville, Ga. (Cartersville)
46	Christian Fluellen	RB	5-11	235	Fr.	HS	Duncanville, Texas (Duncanville)
47	Jason Card	LB	6-0	212	So.	HS	Memphis, Tenn. (Ridgeway)
48	Qushaun Lee	LB	5-11	225	So.-R	1L	Prattville, Ala. (Prattville)
50	Darius Buckley	LB	5-10	223	So.-R	RS	Memphis, Tenn. (Lambuth)
51	Cade Oliver	DS	6-3	220	Jr.-R	RS	Mansfield, Texas (Kilgore (TX) JC)

**2012 ARKANSAS STATE FOOTBALL NOTES: NUMERICAL ROSTER**

<b>No.</b>	<b>Name</b>	<b>Pos.</b>	<b>Ht.</b>	<b>Wt.</b>	<b>Cl.</b>	<b>Exp</b>	<b>Hometown (previous school)</b>
52	Quanterio Heath	LB	6-2	200	Fr.	HS	Rison, Ark. (Rison)
53	Nick Nelms	LB	5-11	225	Sr.	3L	Germantown, Tenn. (Houston)
54	Shervarius Jackson	DE	6-2	230	Sr.	1L	Fort Valley, Ga. (Fresno City (CA) College)
55	Eric Allen	OL	6-1	300	Sr.-R	3L	Daphne, Ala. (Daphne)
58	Tyler Greve	OL	6-3	290	So.-R	1L	Jonesboro, Ark. (Jonesboro)
59	Jake Campbell	OL	6-6	320	Jr.-R	2L	Belleville, Ill. (Belleville East)
60	Steven Haunga	OL	6-2	313	Jr.-R	RS	Richmond, Calif. (College of the Canyons (CA))
61	Colton Jackson	OL	6-5	240	Fr.	HS	Ozark, Ark. (Ozark)
63	Cliff Mitchell	OL	6-5	305	Jr.-R	2L	Jasper, Texas (Jasper)
64	Lamarcus Cole	DL	6-2	220	Fr.	HS	Little Rock, Ark. (Hall)
67	Aaron Williams	OL	6-5	324	Jr.-R	RS	Moss Point, Miss. (Ariz. Western College)
68	Bryce Giddens	OL	6-0	265	Fr.	HS	Moultrie, Ga. (Colquitt County)
69	Alan Wright	OL	6-4	295	So.-R	1L	Cave City, Ark. (Cave City)
70	Devin Mondie	OL	6-6	300	Fr.	HS	Olive Branch, Miss. (Olive Branch)
71	Steven Stevens	OL	6-4	265	Fr.-R	RS	Bay Minette, Ala. (Baldwin County)
72	Kevin Galindo	OL	6-5	285	Sr.	1L	Concord, Calif. (Laney (CA) College)
73	Travis Bodenstein	OL	6-5	310	So.	TR	Springdale, Ark. (Kansas)*
74	Zack McKnight	OL	6-4	300	Sr.-R	1L	Salyer, Calif. (Mendocina Junior College)
75	Michael Flint	OL	6-3	297	Fr.	HS	Oxford, Ala. (Oxford)
76	Austin Moreton	DL	6-3	295	Fr.	HS	Fort Smith, Ark. (Southside)
77	Dexter Blackmon	DL	6-4	283	Jr.	TR	Selma, Ala. (Coffeyville (Kan.) CC)
78	Quintaz Struble	DL	6-2	235	Fr.	HS	Oklahoma City, Okla. (Heritage Hall)
79	Jemar Clark	OL	6-6	305	Fr.	HS	McCrary, Ark. (McCrary)
80	William Boyd	WR	6-1	195	So.-R	SQ	Cave City, Ark. (Cave City)
81	Ryan Wilbourn	K/P	5-10	157	Sr.-R	2L	Searcy, Ark. (Searcy)
82	Warren Leapheart	WR	6-4	205	Fr.	HS	Morrilton, Ark. (Morrilton)
84	Derek Keaton	WR	5-11	170	Fr.	HS	Camden, Ark. (Camden Fairview)
85	Kedric Murry	TE	6-3	265	Sr.-R	3L	Pleasant Grove, Ala. (Pleasant Grove)
86	Kendall Bruce	WR	5-10	190	Fr.	HS	Little Rock, Ark. (Pulaski Academy)
87	Kenneth Rains	TE	6-4	250	So.-R	1L	Hot Springs, Ark. (Lake Hamilton)
88	Max Coffin	P	5-11	180	Fr.	HS	Fayetteville, Ark. (Fayetteville)
89	Taylor Mason	WR	6-0	166	Fr.-R	RS	Jonesboro, Ark. (Valley View)
90	Ronnell Wright	DL	6-3	285	Sr.	1L	Savannah, Ga. (Butte (CA) College)
91	Timothy Starson	DE	6-5	255	Sr.-R	3L	Fort Smith, Ark. (Northside)
92	Darrius Rosser	DL	6-4	260	Fr.	HS	Marion, Ark. (Marion)
93	Darius Dunaway	DL	6-5	260	Jr.-R	2L	Monroe, La. (Carroll)
94	Markel Owens	DL	6-2	280	So.-R	1L	Jackson, Tenn. (Liberty Tech)
95	Hunter Shantz	DL	6-3	210	Fr.	HS	Cape Girardeau, Mo. (Cape Central)
96	John Gandy	DE	6-0	245	Jr.	TR	Houston, Texas (Blinn (Texas) College)
97	Amos Draper	DL	6-3	270	Jr.-R	2L	Tanner, Ala. (Tanner)
98	Ryan Carrethers	DL	6-2	310	Jr.-R	2L	Nashville, Tenn. (Brentwood Academy)
99	Luke Ferguson	K	6-0	195	Fr.	HS	Jonesbor, Ark. (Jonesboro)

\*Due to NCAA transferring rules, will not be eligible to compete in a game until the 2013 season

**PRONUNCIATION GUIDE**

Taylor Stockemer.....stock-IH-mer  
 Josh Jarboe.....jar-BOW  
 Tausean Holmes .....TUH-shawn  
 Devin Mondie.....MAHN-Dee  
 Allen Muse.....MUCE  
 Qushaun Lee.....QUH-shawn  
 Steven Haunga .....HONG-uh  
 Markel Owens .....MAHR-Kell  
 David Oku .....Oh-KOO  
 Quintaz Struble .....STREW-Bull



**OFFENSE****LEFT TACKLE**

67 Aaron Williams (6-5, 298, Jr.)  
 72 Kevin Galdino (6-5, 263, Sr.)

**LEFT GUARD**

60 Steven Haunga (6-1, 315, Jr.)  
 58 Tyler Greve (6-3, 277, So.)

**CENTER**

68 Bryce Giddens (6-0, 285, Fr.)  
 55 Eric Allen (6-1, 291, Sr.)

**RIGHT GUARD**

69 Alan Wright (6-4, 295, So.-R)  
 63 Cliff Mitchell (6-5, 277, Jr.-R)

**RIGHT TACKLE**

74 Zack McKnight (6-4, 300, Sr.)  
 71 Steven Stevens (6-4, 268, Fr.-R)

**QUARTERBACK**

16 Ryan Aplin (6-1, 199, Sr.)  
 or 11 Phillip Butterfield (6-2, 211, Jr.)  
 13 Fredi Knighten (5-10, 192, Fr.)

**RUNNING BACK**

25 David Oku (5-10, 199, Jr.)  
 6 Frankie Jackson (5-9, 197, So.-R)

**WIDE RECEIVER**

3 Josh Jarboe (6-3, 198, Sr.)  
 84 Derek Keaton (5-11, 169, Fr.)

**WIDE RECEIVER**

2 Taylor Stockemer (6-4, 211, Sr.)  
 23 J.D. McKissic (5-10, 184, Fr.-R)

**WIDE RECEIVER**

7 Julian Jones (6-0, 190, Jr.-R)  
 1 Carlos McCants (5-11, 194, Jr.)

**TIGHT END/H-BACK**

22 Anthony Kincy (6-0, 232, Sr.)  
 or 18 Andre Smith (6-1, 215, Sr.)  
 or 19 Darrion Griswold (6-5, 240, Fr.-R)  
 or 87 Kenny Raines (6-4, 250, So.-R)

**DEFENSE****DEFENSIVE END**

91 Tim Starson (6-5, 255, Sr.)  
 93 Darius Dunaway (6-5, 274, Jr.)

**DEFENSIVE TACKLE**

90 Ronnell Wright (6-3, 285, Sr.)  
 97 Amos Draper (6-3, 270, Jr.)

**DEFENSIVE TACKLE**

98 Ryan Carrethers (6-2, 310, Jr.-R)  
 77 Dexter Blackmon (6-4, 273, Jr.)

**DEFENSIVE END**

37 Eddie Porter (6-3, 235, Jr.)  
 42 Chris Stone (6-3, 251, Fr.-R)

**WOLF LINEBACKER**

48 Qushaun Lee (5-11, 232, Jr.-R)  
 53 Nick Nelms (5-11, 225, Sr.)

**MIKE LINEBACKER**

40 Nathan Herrold (6-3, 235, Sr.)  
 41 LaAngelo Albright (5-11, 205, Jr.-R)

**STING LINEBACKER**

5 Don Jones (6-1, 195, Sr.)  
 12 Kyle Coleman (6-1, 210, So.)

**CORNERBACK**

25 Chaz Scales (5-9, 167, Sr.)  
 33 Jonathan Victorian (6-0, 185, Sr.)

**FREE SAFETY**

11 Sterling Young (6-2, 182, So.-R)  
 8 Tausean Holmes (5-10, 190, Sr.)

**STRONG SAFETY**

29 Chris Humes (5-11, 190, Fr.)  
 20 Cole Lorigan (5-11, 168, Sr.)

**CORNERBACK**

24 Andrew Tryon (5-10, 185, So.-R)  
 10 Artez Brown (6-0, 174, So.)

**SPECIALISTS****PLACE KICKER**

4 Brian Davis (5-11, 182, Jr.)  
 99 Luke Ferguson (6-0, 193, Fr.)

**KICKOFFS**

99 Luke Ferguson (6-0, 193, Fr.)  
 81 Ryan Wilbourn (5-10, 157, Sr.)

**PUNTER**

15 Neely Sullivent (6-0, 195, Sr.)  
 81 Ryan Wilbourn (5-10, 157, Sr.)

**KICK RETURN**

25 David Oku (5-10, 199, Jr.)  
 38 Rocky Hayes (5-11, 177, Fr.)

**PUNT RETURN**

38 Rocky Hayes (5-11, 177, Fr.)  
 23 J.D. McKissic (5-10, 184, Fr.-R)

**HOLDER**

15 Neely Sullivent (6-0, 195, Sr.)  
 81 Ryan Wilbourn (5-10, 157, Sr.)

**LONGSNAPPER**

51 Cade Oliver (6-3, 209, Jr.)  
 10 Zach Davis (6-2, 179, Fr.-R)

## 2012 ARKANSAS STATE FOOTBALL NOTES: INDIVIDUAL CAREER HIGHS (OFFENSE)

### #1 CARLOS McCANTS, WR, JR.

Receptions ..... .5 vs. Northern Illinois (1-8-12)  
 Receiving Yards ..... .50 vs. Louisiana-Monroe (9-18-10)  
 Longest Reception ..... .54 vs. Alcorn State (9-22-12)  
 Receiving Touchdowns ..... .1 at Oregon (9-1-12)

### #2 TAYLOR STOCKEMER, WR, SR.

Receptions ..... .11 vs. Northern Illinois (1-8-12)  
 Receiving Yards ..... .185 vs. Northern Illinois (1-8-12)  
 Longest Reception ..... .65 at Louisiana-Lafayette (9-11-10)  
 Receiving Touchdowns ..... .2, twice (last vs. Louisiana-Lafayette, 11-12-11)

### #3 JOSH JARBOE, WR, JR.

Receptions ..... .13 at Oregon (9-1-12)  
 Receiving Yards ..... .162 vs. Memphis (9-10-11)  
 Longest Reception ..... .71 vs. Memphis (9-10-11)  
 Receiving Touchdowns ..... .2 vs. Memphis (9-10-11)  
 Rushes ..... .4 at Oregon (9-1-12)  
 Rushing Yards ..... .13 at Oregon (9-1-12)  
 Longest Rush ..... .7 at Oregon (9-1-12)

### #4 BRIAN DAVIS, K, JR.

Extra Point Attempts ..... .8 vs. Alcorn State (9-22-12)  
 Extra Points Made ..... .8 vs. Alcorn State (9-22-12)  
 Field Goals Attempted ..... .6 vs. UCA (9-24-11)  
 Field Goals Made ..... .6 vs. UCA (9-24-11)  
 Longest Field Goal ..... .47 at Illinois (9-3-11)  
 Points Scored ..... .23 vs. UCA (9-24-11)

### #4 R.J. FLEMING, WR, JR.

Receptions ..... .8 at WKU (10-1-11)  
 Receiving Yards ..... .55 vs. Western Kentucky (11-13-10)  
 Longest Reception ..... .16 vs. North Texas (10-30-11)  
 Rushes ..... .3 vs. Louisville (10-2-10)  
 Rushing Yards ..... .24 vs. Louisville (10-2-10)  
 Longest Rush ..... .17 vs. Louisville (10-2-10)  
 Kickoff Returns ..... .3 at ULM (10-8-11)  
 Longest Kickoff Return ..... .81 at Navy (11-20-10)

### #6 FRANKIE JACKSON, RB, SO.

Rushes ..... .15 vs. Louisiana-Lafayette (11-12-11)  
 Rushing Yards ..... .101 vs. Memphis (9-10-11)  
 Longest Rush ..... .48 vs. Memphis (9-10-11)  
 Rushing Touchdowns ..... .2 vs. Memphis (9-8-12)  
 Receptions ..... .2, five times times (last vs. Memphis, 9-8-12)  
 Receiving Yards ..... .44 vs. FIU (10-18-11)  
 Long Reception ..... .40 at ULM (10-8-11)  
 Kickoff Returns ..... .2 at Nebraska (9-15-12)  
 Kickoff Return Yards ..... .53 at Nebraska (9-15-12)  
 Longest Kickoff Return ..... .27 at Nebraska (9-15-12)

### #7, JULIAN JONES, JR., WR

Receptions ..... .2, twice (last vs. Memphis, 9-8-12)  
 Receiving Yards ..... .80 at Oregon (9-1-12)  
 Longest Receptions ..... .72 at Oregon (9-1-12)  
 Receiving Touchdowns ..... .1, twice (last vs. Alcorn State, 9-22-12)

### #9 ROD SMITH, RB, SO.

Rushes ..... .13 vs. Alcorn State (9-22-12)  
 Rushing Yards ..... .104 vs. Alcorn State (9-22-12)  
 Rushing Touchdowns ..... .1 vs. Alcorn State (9-22-12)  
 Longest Rush ..... .15 vs. UCA (9-24-11)  
 Receptions ..... .2 at ULM (10-8-11)  
 Long Reception ..... .2 at ULM (10-8-11)

### #13 FREDI KNIGHTEN, QB, FR.

Pass Attempts ..... .2, twice (last vs. Alcorn State, 9-22-12)  
 Completions ..... .2 vs. Alcorn State (9-22-12)  
 Passing Yards ..... .40 vs. Alcorn State (9-22-12)  
 Longest Pass ..... .33 vs. Alcorn State (9-22-12)  
 Passing Touchdowns ..... .1 vs. Western Kentucky (9-29-12)  
 Rushes ..... .4 vs. Memphis (9-8-12)  
 Rushing Yards ..... .37 vs. Alcorn State (9-22-12)  
 Longest Rush ..... .35 vs. Alcorn State (9-22-12)

### #15 NEELY SULLIVENT, P, SR.

Punts ..... .6, five times (last at Florida International, 10-4-12)  
 Punting Yards ..... .273 vs. Florida Atlantic (10-23-10)  
 Average per Punt ..... .57.0 at Illinois (9-3-11)  
 Longest Punt ..... .67 at Illinois (9-3-11)  
 Inside 20 ..... .3, three times (last at Indiana, 10-16-10)

### #16 RYAN APLIN, QB, SR.

Pass Attempts ..... .58 vs. Northern Illinois (1-8-12)  
 Completions ..... .37 at WKU (10-1-11)  
 Passing Yards ..... .438 at Louisiana-Lafayette (9-11-10)  
 Long Pass ..... .74 at Florida International (10-4-12)  
 Passing Touchdowns ..... .3, six times (last vs. Alcorn State, 9-22-12)  
 Rushing Yards ..... .164 vs. FIU (10-18-11)

Rushing Touchdowns ..... .4 at Florida Atlantic (11-5-11)  
 Total Offense ..... .442 at Louisiana-Lafayette (9-11-10)  
 TD's Responsible For ..... .5, twice (last at Florida Atlantic, 11-5-11)

### #18 ANDRE SMITH, H-BACK, SR.

Pass Attempts ..... .12 vs. Memphis (9-10-11)  
 Completions ..... .10 vs. Memphis (9-10-11)  
 Passing Yards ..... .101 vs. Memphis (9-10-11)  
 Long Pass ..... .30 vs. Memphis (9-10-11)  
 Passing Touchdowns ..... .1 vs. Memphis (9-10-11)  
 Receptions ..... .2 at Auburn (9-4-10)  
 Receiving Yards ..... .19 at Auburn (9-4-10)  
 Longest Reception ..... .14 at Auburn (9-4-10)  
 Rushes ..... .11 vs. UCA (9-24-11)  
 Rushing Yards ..... .60 vs. UCA (9-24-11)  
 Longest Rush ..... .21 vs. UCA (9-24-11)

### #19 DARION GRISWOLD, TE, FR.

Receptions ..... .3 at Florida International (10-4-12)  
 Receiving Yards ..... .51 at Florida International (10-4-12)  
 Longest Reception ..... .29 at Florida International (10-4-12)

### #21 SIRGREGORY THORNTON, RB, JR.

Rushes ..... .9 vs. Louisville (10-2-10)  
 Rushing Yards ..... .78 vs. Louisville (10-2-10)  
 Longest Rush ..... .40 vs. Memphis (9-10-11)  
 Rushing Touchdowns ..... .1, twice (last vs. Alcorn State, 9-22-12)  
 Receptions ..... .4 at Indiana (10-16-10)  
 Receiving Yards ..... .54 at Indiana (10-16-10)  
 Longest Reception ..... .22 at Indiana (10-16-10)  
 Receiving Touchdowns ..... .1 at Indiana (10-16-10)

### #22 ANTHONY KINCY, H-BACK, SR.

Receptions ..... .2, four times (last at Florida International, 10-4-12)  
 Receiving Yards ..... .26 at Florida International (10-4-12)  
 Longest Reception ..... .25 at Florida International (10-4-12)  
 Receiving Touchdowns ..... .1, twice (last vs. Western Kentucky, 9-29-12)

### #23 J.D. McKISSIC, WR, FR.

Receptions ..... .8, three times (last vs. Western Kentucky, 9-29-12)  
 Receiving Yards ..... .124 at Florida International (10-4-12)  
 Longest Reception ..... .74 at Florida International (10-4-12)  
 Receiving Touchdowns ..... .1, twice (last at Florida International, 10-4-12)

### #25 DAVID OKU, RB, JR.

Rushes ..... .25 vs. Memphis (9-8-12)  
 Rushing Yards ..... .111 vs. Memphis (9-8-12)  
 Longest Rush ..... .22 vs. Alcorn State (9-22-12)  
 Rushing Touchdowns ..... .3 at Florida International (10-4-12)  
 Receptions ..... .3, twice (last vs. Western Kentucky, 9-29-12)  
 Receiving Yards ..... .27 vs. Western Kentucky (9-29-12)  
 Longest Reception ..... .15 vs. Western Kentucky (9-29-12)  
 Kickoff Returns ..... .4 at Oregon (9-1-12)  
 Kickoff Return Yards ..... .71 at Oregon (9-1-12)  
 Longest Kickoff Return ..... .22 at Oregon (9-1-12)

### #35 MICHAEL GORDON, RB, FR.

Rushes ..... .6 vs. Alcorn State (9-22-12)  
 Rushing Yards ..... .34 vs. Alcorn State (9-22-12)  
 Longest Rush ..... .15 vs. Alcorn State (9-22-12)  
 Receptions ..... .1 vs. Alcorn State (9-22-12)  
 Receiving Yards ..... .7 vs. Alcorn State (9-22-12)

### #38 ROCKY HAYES, RB, FR.

Rushes ..... .6, twice (last vs. Alcorn State, 9-22-12)  
 Rushing Yards ..... .84 at Florida International (10-4-12)  
 Longest Rush ..... .73 at Florida International (10-4-12)  
 Kickoff Returns ..... .4 vs. Western Kentucky (9-29-12)  
 Kickoff Return Yards ..... .45 at Florida International (10-4-12)  
 Long Kickoff Return ..... .31 vs. Alcorn State (9-22-12)  
 Punt Returns ..... .1, twice (last vs. Alcorn State, 9-22-12)  
 Punt Return Yards ..... .22 at Nebraska (9-15-12)  
 Longest Punt Return ..... .22 at Nebraska (9-15-12)

### #84 DEREK KEATON, WR, FR.

Receptions ..... .1 vs. Alcorn State (9-22-12)  
 Receiving Yards ..... .33 vs. Alcorn State (9-22-12)  
 Longest Reception ..... .33 vs. Alcorn State (9-22-12)

### #85 KEDRIC MURRY, TE, SR.

Receptions ..... .4 at Florida Atlantic (11-14-09)  
 Receiving Yards ..... .44 at Florida Atlantic (11-14-09)  
 Longest Reception ..... .43 at Nebraska (9-12-09)  
 Touchdown Receptions ..... .1, twice (last vs. Alcorn State, 9-22-12)



## 2012 ARKANSAS STATE FOOTBALL NOTES: INDIVIDUAL CAREER HIGHS (DEFENSE)

### #5 DON JONES, DB, SR.

Tackles .....12 vs. Western Kentucky (9-29-12)  
Tackles for Loss .....1, six times (last at Oregon, 9-1-12)  
Sacks .....1 at Illinois (9-3-11)  
Interceptions .....1, twice (last vs. Alcorn State, 9-22-12)  
Pass Break-up .....2 at ULM (10-8-11)  
Kickoff Returns .....1 at Illinois (9-3-11)  
Kickoff Return Yards .....17 at Illinois (9-3-11)

### #8 TAUSEAN HOLMES, DB, SR.

Tackles .....8 vs. Louisiana-Monroe (9-18-10)  
Tackles For Loss .....3 at Middle Tennessee (11-19-11)  
Forced Fumbles .....1, three times (last vs. Troy, 12-3-11)  
Interceptions .....1 at Troy (9-25-10)  
Pass Break-up .....2 at Middle Tennessee (11-19-11)  
Kickoff Returns .....1 at Auburn (9-4-10)  
Kickoff Return Yards .....13 at Auburn (9-4-10)

### #10 ARTEZ BROWN, DB, SO.

Tackles .....3, twice (last at Florida International, 10-4-12)  
Kickoff Returns .....2 at Illinois (9-3-11)  
Kickoff Return Yards .....27 at Illinois (9-3-11)  
Long Kickoff Return .....17 at Illinois (9-3-11)

### #11 STERLING YOUNG, S, SO.

Tackles .....9 at Florida Atlantic (11-5-11)  
Tackles For Loss .....1.5 vs. FIU (10-18-11)  
Sacks .....1 vs. FIU (10-18-11)  
Interceptions .....1, twice (last at FIU, 10-4-12)  
Pass Break-up .....1, three times (last at Oregon, 9-1-12)  
Fumbles Recovered .....1, twice (last at Florida Atlantic, 11-5-11)

### #12 KYLE COLEMAN, DB, SO.

Tackles .....7 vs. Alcorn State (9-22-12)  
Tackles for Loss .....2 vs. Alcorn State (9-22-12)

### #20 COLE LORIGAN, DB, SR.

Tackles .....8 vs. Memphis (9-8-12)  
Fumbles Recovered .....1 vs. Troy (12-3-11)  
Pass Break-up .....1 at Oregon (9-1-12)

### #24 ANDREW TRYON, DB, SO.

Tackles .....6 at Oregon (9-1-12)  
Kickoff Returns .....4 vs. Northern Illinois (1-8-12)  
Kickoff Return Yards .....114 vs. Northern Illinois (1-8-12)  
Longest Kickoff Return .....60 at Florida Atlantic (11-5-12)

### #25 CHAZ SCALES, CB, SR.

Tackles .....10 at ULM (10-8-11)  
Tackles For Loss .....1, twice (last at Florida Atlantic, 11-5-11)  
Sacks .....0.5 at Virginia Tech (9-17-11)  
Interceptions .....1, twice (last at Oregon, 9-1-12)  
Fumbles Recovered .....1 at Troy (9-25-10)  
Pass Break-up .....4 vs. Troy (12-3-11)

### #29, CHRIS HUMES, DB, FR.

Tackles .....7 vs. Alcorn State (9-22-12)

### #33, JONATHAN VICTORIAN, DB, SR.

Tackles .....2, twice (last vs. Memphis, 9-8-12)

### #37, EDDIE PORTER, LB/DE, JR.

Tackles .....7 vs. Western Kentucky (9-29-12)  
Tackles for Loss .....1.5 vs. Western Kentucky (9-29-12)  
Sacks .....1 vs. Alcorn State (9-22-12)  
Forced Fumbles .....1, twice (last vs. Alcorn State, 9-22-12)  
Fumble Recoveries .....1 at Nebraska (9-15-12)

### #40 NATHAN HERROLD, LB, SR.

Tackles .....14 vs. Western Kentucky (11-13-10)  
Tackles For Loss .....2 at Nebraska (9-15-12)  
Forced Fumbles .....1, four times (last at Nebraska, 9-15-12)  
Fumbles Recovered .....1 vs. Memphis (9-10-11)  
Sacks .....1, three times (last at Nebraska, 9-15-12)  
Pass Break-up .....2 vs. Alcorn State (9-22-12)

### #41 LAANGELO ALBRIGHT, LB, JR.

Tackles .....4, twice (last vs. Alcorn State, 9-22-12)  
Tackles For Loss .....0.5, twice (last vs. Alcorn State, 9-22-12)

### #42, CHRIS STONE, DE, FR.

Tackles .....4 vs. Memphis (9-8-12)  
Tackles for Loss .....1, twice (last vs. Memphis, 9-8-12)

### #48 QUSHAUN LEE, LB, SO.

Tackles .....15 at Nebraska (9-15-12)  
Tackles For Loss .....1, four times (last vs. Northern Illinois, 1-8-12)  
Sacks .....0.5 at Virginia Tech (9-17-11)  
Interceptions .....1, three times (last vs. Florida International, 10-4-12)  
Pass Break-Ups .....1, twice (last at Florida International, 10-4-12)  
Forced Fumbles .....1 vs. Alcorn State (9-22-12)  
Fumble Recoveries .....1 at Nebraska (9-15-12)

### #53 NICK NELMS, LB, SR.

Tackles .....9 vs. Western Kentucky (9-29-12)  
Tackles For Loss .....2 vs. Western Kentucky (9-29-12)  
Sacks .....0.5 at Oregon (9-1-12)  
Fumbles Forced .....1, twice (last vs. FIU, 10-18-11)  
Interceptions .....1 at Western Kentucky (12-3-09)  
Fumble Recoveries .....1 at Auburn (9-4-10)

### #54, SHERVARIUS JACKSON, DE, SR.

Tackles .....3 at Florida International (10-4-12)  
Tackles for Loss .....1.5 at Oregon (9-1-12)  
Sacks .....1 at Nebraska (9-15-12)

### #77, DEXTER BLACKMON, DL, JR.

Tackles .....4 vs. Alcorn State (9-22-12)  
Tackles for Loss .....0.5 vs. Alcorn State (9-22-12)

### #90 RONNELL WRIGHT, DL, SR.

Tackles .....6 at Nebraska (9-15-12)  
Tackles For Loss .....1.5 vs. Memphis (9-10-11)  
Sacks .....1, twice (last at Florida International, 10-4-12)  
Fumble Recoveries .....1 vs. Alcorn State (9-22-12)

### #91 TIM STARSON, DE, SR.

Tackles .....8 at Florida International (10-4-12)  
Tackles For Loss .....3 vs. Alcorn State (9-22-12)  
Sacks .....1, twice (last vs. Memphis, 9-8-12)  
Fumbles Forced .....1 at Illinois (9-3-11)  
Blocked Kicks .....3 vs. Louisiana-Monroe (9-18-10)  
Blocked Extra Points .....2 vs. Louisiana-Monroe (9-18-10)  
Blocked Field Goals .....1 vs. Louisiana-Monroe (9-18-10)

### #93, DARIUS DUNAWAY, DE, JR.

Tackles .....3 vs. UCA (9-24-11)  
Tackles for Loss .....1 vs. Alcorn State (9-22-12)  
Sacks .....1 vs. Alcorn State (9-22-12)

### #94, MARKEL OWENS, DL, SO.

Tackles .....3 at Oregon (9-1-12)

### #96, JOHN GANDY, DE, JR.

Tackles .....1 at Oregon (9-1-12)  
Tackles For Loss .....1 at Oregon (9-1-12)

### #97 AMOS DRAPER, DL, JR.

Tackles .....7 at Navy (11-20-10)  
Tackles For Loss .....3 at Troy (9-25-10)  
Sacks .....1, three times (last vs. Middle Tennessee, 11-2-10)  
Fumbles Forced .....1, twice (last at Troy, 9-25-10)  
Fumbles Recovered .....1 vs. Middle Tennessee (11-2-10)  
Blocked Field Goals .....1 at Louisiana-Lafayette (9-11-10)

### #98 RYAN CARRETHERS, DL, JR.

Tackles .....10 vs. Memphis (9-8-12)  
Tackles for Loss .....1, three times (last at FIU, 10-4-12)  
Sacks .....1 at WKU, 10-1-11  
Fumble Recoveries .....1 at Nebraska, 9-15-12

## TEAM

### **SHUT OUT AN OPPONENT**

ASU: 9-22-12 vs. Alcorn State (56-0)

OPP: 11-1-08, No. 2 Alabama (35-0)

### **RUSHED FOR OVER 250 YARDS**

ASU: 9-22-12 vs. Alcorn State 56 for 396 yards)

OPP: 9-15-12 at Nebraska (59 carries for 347 yards)

### **RUSHED FOR OVER 300 YARDS**

ASU: 9-22-12 vs. Alcorn State (56 for 396 yards)

OPP: 9-15-12 at Nebraska 59 carries for 347 yards)

### **PASSED FOR OVER 300 YARDS**

ASU: 9-8-12 vs. Memphis (24-44-0 for 321 yards)

OPP: 9-1-12 at Oregon (28-39-1 for 308 yards)

### **HAD OVER 500 YARDS OF TOTAL OFFENSE**

ASU: 9-22-12 vs. Alcorn State (634 yards: 396 rush, 238 pass)

OPP: 9-15-12 at Nebraska (527 yards: 347 rush, 180 pass)

### **HAD OVER 600 YARDS OF TOTAL OFFENSE**

ASU: 9-8-12 vs. Alcorn State (634 yards: 396 rush, 238 pass)

OPP: 9-1-12 at Oregon (605 yards: 308 pass, 297 rush)

### **RECORDED 30 OR MORE FIRST DOWNS**

ASU: 9-22-12, 30 vs. Alcorn State

OPP: 9-1-12, 34, at Oregon

### **FAILED TO RUSH FOR 100 YARDS**

ASU: 1-8-12 vs. Northern Illinois (29 carries for 28 yards)

OPP: 9-22-12 vs. Alcorn State (33 carries for 98 yards)

### **FAILED TO PASS FOR OVER 100 YARDS**

ASU: 11-1-08 at No. 2 Alabama (8 of 17 for 67 yards)

OPP: 9-22-12 vs. Alcorn State (14 of 27 for 32 yards)

### **HELD AN OPPONENT UNDER 200 YARDS TOTAL OFF.**

ASU: 9-22-12 vs. Alcorn State (130 yards: 98 rush, 32 pass)

OPP: 11-1-08, No. 2 Alabama (158 yards : 91 rushing, 67 passing)

### **SCORED A SAFETY**

ASU: 9-3-11 at Illinois

OPP: 11-19-11, Middle Tennessee

### **SCORED 50 OR MORE POINTS**

ASU: 9-22-12 vs. Alcorn State (56-0)

OPP: 9-1-12 at Oregon (57-34)

## INDIVIDUAL

### **PLAYER RUSHED FOR 100 YARDS**

ASU: 9-22-12, Rod Smith (vs. Alcorn State), 13 carries for 104 yds

OPP: 9-29-12, A. Andrews (Western Ky.), 29 carries for 215 yards

### **PLAYER RUSHED FOR 200 YARDS**

ASU: 9-6-08, Derek Lawson vs. TX Southern (18 for 209 yards)

OPP: 9-29-12, A. Andrews (Western Ky.), 29 carries for 215 yards

### **TWO OR MORE PLAYERS RUSHED FOR 100 YARDS**

ASU: 11-28-09 vs. North Texas: R. Aplin (16 carries for 122 yards) and Reggie Arnold (23 carries for 111 yards)

OPP: 10-2-10, Blial Powell (21 carries for 157 yards); Vic Anderson (18 carries for 108 yards) of Louisville

### **TWO OR MORE PLAYERS WITH 100 YARDS RECEIVING**

ASU: 10-1-11 at Western Ky.: Dwayne Frampton (9 receptions for 126 yards) and Josh Jarboe (9 receptions for 112 yards)

### **PLAYER PASSED FOR 300 YARDS**

ASU: 9-8-12, Ryan Aplin vs. Memphis (24-44-0 for 321 yards)

OPP: 12-3-11, Corey Robinson, Troy (32-52-2 for 311 yards)

### **PLAYER PASSED FOR 400 YARDS**

ASU: 9-11-10, Ryan Aplin at UL Lafayette (25-45-1 for 438 yards)

OPP: 2004, Clint Marks, Middle Tenn. (30-34 for 447 yards)

### **RETURNED A KICKOFF FOR A TOUCHDOWN**

ASU: 2001, James Hickenbotham vs. Idaho (93-yards)

OPP: 10-11-08, Luther Ambrose, ULM (91 yards)

### **RETURNED A PUNT FOR A TOUCHDOWN**

ASU: 9-27-07, Kevin Jones vs. Memphis (89 yards)

OPP: 11-3-07, L. Singleton, FIU (80 yards)

### **RETURNED AN INTERCEPTION FOR A TOUCHDOWN**

ASU: 9-24-11, Sterling Young (vs. UCA) (31 yards)

OPP: 1-8-12, Dechan Durante (NIU)(36 yards)

### **RETURNED A FUMBLE FOR A TOUCHDOWN**

ASU: 9-22-12, Ronnell Wright vs. Alcorn State (7 yards)

OPP: 9-8-12, Wyton McManis, Memphis (0 yards)

### **BLOCKED AN OPPONENT'S PUNT**

ASU: 12-3-11, Qushaun Lee vs. Troy

OPP: 9-8-12, Anthony Watson (Memphis)

### **RETURNED A BLOCKED PUNT FOR A TOUCHDOWN**

ASU: 12-3-11, Qushaun Lee (block) and Don Jones (TD) vs. Troy (12 yards)

OPP: 9-8-12, Anthony Watson (block) and Teven Jones (TD), Memphis (0 yards)

### **RETURNED A BLOCKED FIELD GOAL FOR A TD**

ASU: 2000, Hanis Bowens vs. North Carolina State (80 yards)

OPP: 2004, Terryl Fenton, UL-Lafayette (80-yards)

### **RUN FROM SCRIMMAGE OF 50 YARDS OR MORE**

ASU: 10-4-12, Rocky Hayes at Florida International (73 yards)

OPP: 9-11-10, Kevis Streeter (UL Lafayette), 71 yards

9-11-10, Chris Masson (UL Lafayette), 60 yards

### **PASS FROM SCRIMMAGE OF 50 YARDS OR MORE**

ASU: 9-22-12, 55 yards vs. Alcorn State (Ryan Aplin to Josh

Jarboe), 54 yards vs. Alcorn State (Ryan Aplin to Carlos

McCants)

OPP: 9-17-11, 52 yards vs. Virginia Tech (L. Thomas to Danny Coale)

### **MADE 50+ YARD FIELD GOAL**

ASU: 9-10-11, 56 yards (Bobby Zalud vs. Memphis)

OPP: 9-23-06, 50 yards (T. Morstead, SMU)



**2012 ARKANSAS STATE STARTING LINEUPS****OFFENSE**

	QB	RB	H-BACK	WR/TE	WR	WR	LT	LG	C	RG	RT
<b>OREGON</b>	Aplin	Oku	Kincy	McCants	Jones	Muse	Williams	Haunga	Allen	Mitchell	McKnight
<b>MEMPHIS</b>	Aplin	Oku	Kincy	McCants	Jones	Jarboe	Williams	Haunga	Giddens	Wright	McKnight
<b>NEBRASKA</b>	Aplin	Hayes	Kincy	Murry	Jones	Jarboe	Williams	Haunga	Giddens	Wright	McKnight
<b>ALCORN STATE</b>	Aplin	Oku	Kincy	McCants	Jones	Hayes	Williams	Haunga	Giddens	Wright	McKnight
<b>WKU</b>	Aplin	Oku	Kincy	McCants	Jones	Hayes	Williams	Haunga	Giddens	Wright	McKnight
<b>FIU</b>	Aplin	Oku	Kincy	Griswold	McKissic	Jarboe	Williams	Haunga	Giddens	Wright	McKnight

**DEFENSE**

	DE	DT	DT	DE	WLB	MLB	SLB	CB	CB	SS	FS
<b>OREGON</b>	Starson	Draper	Carrethers	Jackson	Nelms	Herrold	Jones	Scales	Tryon	Holmes	Young
<b>MEMPHIS</b>	Starson	Draper	Carrethers	Stone	Lee	Herrold	Jones	Scales	Tryon	Lorigan	Young
<b>NEBRASKA</b>	Starson	Draper	Carrethers	Stone	Lee	Herrold	Jones	Scales	Tryon	Lorigan	Young
<b>ALCORN ST.</b>	Starson	Wright	Carrethers	Porter	Lee	Herrold	Jones	Scales	Tryon	Lorigan	Young
<b>WKU</b>	Starson	Wright	Carrethers	Stone	Nelms	Herrold	Porter	Scales	Tryon	Jones	Young
<b>FIU</b>	Starson	Wright	Carrethers	Porter	Lee	Herrold	Jones	Scales	Brown	Humes	Young

**2012 ARKANSAS STATE SCORING DRIVES**

	Plays	Yards	TOP (QTR)	Score
<b>OREGON (6: 4 TD/2 FG)</b>				
	12	56	3:30 (2nd)	Davis 43-yard field goal
	2	80	0:19 (2nd)	Aplin 72-yard pass to Jones
	14	74	4:14 (3rd)	Davis 29-yard field goal
	6	55	1:42 (3rd)	Aplin 6-yard pass to Jarboe
	7	71	2:48 (4th)	Aplin 38-yard pass to McCants
	6	75	2:06 (4th)	Aplin 1-yard run
<b>MEMPHIS (6: 4 TD/2 FG)</b>				
	11	75	3:57 (1st)	Davis 23-yard field goal
	14	75	4:49 (2nd)	Jackson 1-yard run
	2	75	0:28 (2nd)	Aplin 42-yard pass to Jarboe
	13	89	4:46 (3rd)	Jackson 1-yard run
	12	67	3:20 (3rd)	Davis 25-yard field goal
	9	80	2:38 (4th)	Oku 1-yard run
<b>NEBRASKA (2: 0 TD/2 FG)</b>				
	9	59	2:24 (2nd)	Davis 31-yard field goal
	4	0	0:53 (3rd)	Davis 32-yard field goal
<b>ALCORN STATE (7: 7 TD/0FG)</b>				
	10	72	3:37 (1st)	Oku 12-yard run
	7	59	1:43 (2nd)	Aplin 33-yard pass to McKissic
	5	18	1:55 (2nd)	Oku 1-yard run
	3	69	0:49 (2nd)	Aplin 11-yard pass to Jones
	6	79	2:26 (2nd)	Aplin 7-yard pass to Murry
	7	93	2:45 (3rd)	Thornton 3-yard run
	11	83	4:41 (4th)	Smith 6-yard run
<b>WESTERN KENTUCKY (3: 1 TD/2 FG)</b>				
	16	66	6:26 (1st)	Davis 20-yard field goal
	11	64	4:19 (2nd)	Davis 33-yard field goal
	16	93	4:14 (2nd)	Knighten 4-yard pass to Kincy
<b>FLORIDA INTERNATIONAL (5: 5 TD/0 FG)</b>				
	2	82	0:36 (2nd)	Aplin 74-yard pass to McKissic
	3	7	0:53 (2nd)	Oku 1-yard run
	11	87	3:48 (3rd)	Aplin 10-yard run
	4	26	1:20 (3rd)	Oku 2-yard run
	3	65	0:43 (4th)	Oku 4-yard run

TOTAL SCORING DRIVES: 29

SCORING DRIVES TAKING TWO MINUTES OR LESS: 11 (38% of all drives)

SCORING DRIVES TAKING FOUR MINUTES OR LONGER: 7 (29% of all drives)

**2012 A-STATE LONG PLAYS (20+ YARDS)**

<b>Yds</b>	<b>Play</b>	<b>Opponent</b>	<b>Date</b>	<b>Qtr.</b>
74	Aplin pass to McKissic (TD)	FIU	10-4	2
73	Hayes rush	FIU	10-4	4
72	Aplin pass to Jones (TD)	Oregon	9-1	2
55	Aplin pass to Jarboe	Alcorn State	9-22	2
54	Aplin pass to McCants	Alcorn State	9-22	2
42	Aplin pass to Jarboe (TD)	Memphis	9-8	2
38	Aplin rush	Western Kentucky	9-29	4
38	Aplin pass to McCants (TD)	Oregon	9-1	4
35	Knighten rush	Alcorn State	9-22	3
33	Knighten pass to Keaton	Alcorn State	9-22	3
33	Aplin pass to McKissic (TD)	Alcorn State	9-22	2
33	Hayes rush	Memphis	9-8	2
30	Thornton rush	Alcorn State	9-22	3
30	Aplin pass to McKissic	Memphis	9-8	4
29	Aplin pass to Griswold	FIU	10-4	2
29	Aplin pass to Jones	Western Kentucky	9-29	2
26	Aplin pass to Jarboe	Memphis	9-8	4
26	Aplin pass to Griswold	Oregon	9-1	3
25	Aplin pass to Kincy	FIU	10-4	3
24	Aplin rush	Alcorn State	9-22	1
24	Jackson rush	Oregon	9-1	4
23	Aplin pass to McKissic	Memphis	9-8	1
23	Jackson rush	Oregon	9-1	4
22	Oku rush	Alcorn State	9-22	1
22	Aplin pass to McCants	Nebraska	9-15	2
20	Aplin pass to McKissic	FIU	10-4	3
20	Aplin pass to McCants	Memphis	9-8	1
<b>TOTAL: 27 70+: 3 50+: 5 40+: 6 30+: 14</b>				



## 2012 ARKANSAS STATE FOOTBALL NOTES: GAME RECAPS

SEPT. 1, 2012 • AUTZEN STADIUM: 56,144  
No. 5 Oregon 57, Arkansas State 34

EUGENE, Ore. - Arkansas State senior quarterback Ryan Aplin became ASU's all-time leader in total offense and career passing yards, while senior wide out Josh Jarboe tied the school record with 13 pass receptions, but the No. 5-ranked Oregon Ducks countered with 605 yards of total offense and defeated the Red Wolves 57-34 at Autzen Stadium in the season opener for both teams. Aplin passed Corey Leonard to become ASU's all-time leader in total offense with 9,075 yards. Aplin also passed Cleo Lemon to become A-State's all-time leader in passing yards with 7,720 yards. He finished the night 29-of-44 for 304 yards and three touchdown passes, while Jarboe had 66 yards receiving and a touchdown.

Score by Quarters	1	2	3	4	Score
Arkansas State	0	10	10	14	34
Oregon	29	21	0	7	57

Team	Qtr	Time	Scoring play	Pys-Yds	TOP	Score
ORE	1	13:22	Barner 4 yd run	7-73	1:38	0-8
ORE	1	09:19	Thomas 12 yd rec	7-67	1:43	0-15
ORE	1	07:57	Huff 4 yd rec	3-22	0:29	0-22
ORE	1	02:27	Barner 17 yd run	8-56	2:54	0-29
ASU	2	13:57	Davis 43 yd FG	12-56	3:30	3-29
ORE	2	12:57	Thomas 12 yd rec	5-67	1:00	3-36
ORE	2	10:45	Thomas 33 yd run	2-48	0:23	3-43
ORE	2	07:06	Marshall 3 yd run	12-53	2:39	3-50
ASU	3	03:20	Jones 72 yd rec	2-80	0:19	10-50
ASU	3	10:46	Davis 29 yd FG	14-74	4:14	13-50
ASU	3	01:53	Jarboe 6 yd rec	6-55	1:42	20-50
ORE	4	11:36	Vaughn 7 yd rec	13-68	5:17	20-57
ASU	4	08:48	McCants 38 yd rec	7-71	2:48	27-57
ASU	4	04:30	Aplin 1 yd run	6-75	2:06	34-57

### TEAM STATISTICS

	ASU	ORE
First Downs	27	34
Net yards rushing	226	297
Net yards passing	304	308
Passes Comp-Att-Int	29-44-1	28-39-1
Total Net Yards	530	605
Fumbles: Number-Lost	3-2	2-0
Penalties: Number-Yards	6-57	8-75
Possession Time	27:27	32:33
Third Down Conversions	4 of 12	10 of 19
Sacks By: Number-Yards	1-9	0-0

### INDIVIDUAL STATISTICS

**RUSHING:** Arkansas State-Oku, David 12-81; Jackson, F. 7-72; Aplin, Ryan 12-37; Thornton, S. 1-17; Jarboe, Josh 4-13; McKissic, J.D. 1-6. Oregon Ducks-Barner, Kenjon 9-66; Thomas, D. 3-64; Marshall, Byron 24-64; Forde, Ayele 12-44; Bennett, Bryan 4-34; Mariota, Marcus 4-24; Bassett, Kenny 1-1. **PASSING:** Arkansas State-Aplin, Ryan 29-44-1-304. Oregon Ducks-Mariota, Marcus 18-22-0-200; Bennett, Bryan 10-17-1-108. **RECEIVING:** Arkansas State-Jarboe, Josh 13-66; McKissic, J.D. 4-28; Oku, David 3-21; Jones, Julian 2-80; McCants, Carlos 1-38; Griswold, D. 1-26; Kincy, Anthony 1-14; Murry, Kedric 1-11; Jackson, F. 1-8; Muse, Allen 1-7; Stockemer, T. 1-5. Oregon Ducks-Thomas, D. 4-55; Lowe, Keanon 4-34; Addison, Bralon 3-15; Kelley, B.J. 2-39; Stanford, D. 2-24; Vaughn, Rahsaan 2-22; Huff, Josh 2-22; Hawkins, Daryle 2-20; Lyerla, Colt 2-18; Brown, Pharaoh 1-16; Dungy, Eric 1-15; Butterfield, B. 1-11; Stanton, Blake 1-9; Barner, Kenjon 1-8. **INTERCEPTIONS:** Arkansas State-Scales, Chaz 1-5. Oregon Ducks-Boyet, John 1-25. **FUMBLES:** Arkansas State-Aplin, Ryan 2-1; Jackson, F. 1-1. Oregon Ducks-Addison, Bralon 1-0; Brown, Pharaoh 1-0.

JOSH JARBOE, SR. WR



SEPT. 8, 2012 • LIBERTY BANK STADIUM: 28,041  
Arkansas State 33, Memphis 28

JONESBORO - Arkansas State football team piled up 619 yards of total offense as the Red Wolves defeated the Memphis Tigers 33-28 before 28,041 fans at Liberty Bank Stadium. The crowd was the fourth-largest to watch a game in Jonesboro in ASU history and marked the home debut of first-year head coach Gus Malzahn. The Red Wolves 619 yards of total offense was their most against an FBS opponent since recording a school-record 681 yards against Louisiana-Lafayette in 2007. ASU rallied from a 14-3 deficit behind a strong effort from running back David Oku. The junior ran for 111 yards on 25 carries, including the go-ahead touchdown in the fourth quarter with 6:31 left in the game.

Score by Quarters	1	2	3	4	Score
Arkansas State	3	14	10	6	33
Memphis	7	14	7	0	28

Team	Qtr	Time	Scoring play	Pys-Yds	TOP	Score
MEM	1	12:18	Cross 18 yd rec	7-77	2:42	0-7
ASU	1	08:15	Davis 23 yd FG	11-75	3:57	3-7
MEM	2	10:45	Jones punt block recovery in the end zone			3-14
ASU	2	05:56	Jackson 1 yd run	14-75	4:49	10-14
MEM	2	03:46	Malon 41 yd rec	5-73	2:03	10-21
ASU	2	03:18	Jarboe 42 yd rec	2-75	0:28	17-21
ASU	3	07:59	Jackson 1 yd run	13-89	4:46	24-21
MEM	3	04:03	McManis fumble recovery in the end zone			24-28
ASU	3	00:43	Davis 25 yd FG	12-67	3:20	27-28
ASU	4	06:31	Oku 1 yd run	9-80	2:38	33-28

### TEAM STATISTICS

	ASU	MEM
First Downs	34	13
Net yards rushing	298	139
Net yards passing	321	154
Passes Comp-Att-Int	24-44-0	14-24-0
Total Net Yards	619	293
Fumbles: Number-Lost	1-1	1-0
Penalties: Number-Yards	4-32	4-30
Possession Time	32:48	27:12
Third Down Conversions	8 of 17	3 of 12
Sacks By: Number-Yards	1-3	0-0

### INDIVIDUAL STATISTICS

**RUSHING:** Memphis-RHODES, Jerrell 13-70; KARAM, Jacob 7-36; STEIB, Jai 9-32; COOK, Jaquise 1-2; MATHEWS, Eric 1-1; MALONE, Keiwone 1-minus 2. Arkansas State-Oku, David 25-111; Aplin, Ryan 6-73; Hayes, Rocky 4-68; Jackson, F. 14-38; Knighten, Fredi 4-8; Jarboe, Josh 1-0. **PASSING:** Memphis-KARAM, Jacob 14-24-0-154. Arkansas State-Aplin, Ryan 24-44-0-321. **RECEIVING:** Memphis-MALONE, Keiwone 7-90; CROSS, Alan 3-31; RUCKER, Marcus 2-7; TRAVIS, Reggie 1-27; RHODES, Jerrell 1-minus 1. Arkansas State-McKissic, J.D. 8-99; Jarboe, Josh 6-101; McCants, Carlos 2-39; Jones, Julian 2-27; Jackson, F. 2-13; Fleming, R.J. 1-14; Griswold, D. 1-13; Oku, David 1-8; Kincy, Anthony 1-7. **INTERCEPTIONS:** Memphis-None. Arkansas State-None. **FUMBLES:** Memphis-KARAM, Jacob 1-0. Arkansas State-McKissic, J.D. 1-1.

ROCKY HAYES, FR. RB



## 2012 ARKANSAS STATE FOOTBALL NOTES: GAME RECAPS

SEPT. 15, 2012 • MEMORIAL STADIUM: 85,290  
No. 24 Nebraska 42, Arkansas State 13

LINCOLN, Neb. – Arkansas State suffered a 42-13 loss to 24th-ranked Nebraska before a Memorial Stadium crowd of 85,290 in Lincoln. The A-State defense and special teams combined to recover four Nebraska fumbles, but the Huskers offense racked up 527 yards of total offense, including 347 yards on the ground, to pull away for the victory. ASU trailed 28-3 at halftime, but pulled within 28-13 with 4:19 left in third quarter after taking advantage of a pair of Nebraska turnovers. Qushaun Lee recovered a fumble in the end zone for ASU's only touchdown and Brian Davis kicked a field goal almost six minutes later to trim ASU's deficit to 15 points. However, Nebraska tacked on a pair of fourth quarter touchdowns to set the final score.

Score by Quarters	1	2	3	4	Score
Arkansas State	0	3	10	0	13
Nebraska	14	14	0	14	42

Team	Qtr	Time	Scoring play	Pys-Yds	TOP	Score
NEB	1	09:55	Abdullah 1 yd run	9-51	2:52	0-7
NEB	1	00:30	Kenny 42 yd rec	5-67	2:06	0-14
ASU	2	13:00	Davis 31 yd FG	9-59	2:24	3-14
NEB	2	09:29	Bell 25 yd rec	6-72	3:24	3-21
NEB	2	00:35	Abdullah 2 yd run	10-75	5:00	3-28
ASU	3	10:01	Lee 1 yd fumble rec	-	-	10-28
ASU	3	04:19	Davis 32 yd FG	4-0	0:53	13-28
NEB	4	12:50	Cross 2 yd run	12-57	6:22	13-35
NEB	4	09:01	Martinez 18 yd run	4-43	1:28	13-42

### TEAM STATISTICS

	ASU	NEB
First Downs	17	26
Net yards rushing	148	347
Net yards passing	138	180
Passes Comp-Att-Int	16-32-1	13-14-0
Total Net Yards	286	527
Fumbles: Number-Lost	2-1	5-4
Penalties: Number-Yards	6-39	4-34
Possession Time	25:24	34:36
Third Down Conversions	6 of 16	10 of 13
Sacks By: Number-Yards	2-23	3-12

### INDIVIDUAL STATISTICS

**RUSHING:** Arkansas State-Hayes, Rocky 6-47; Oku, David 11-44; Jackson, F. 8-32; Aplin, Ryan 11-18; Knighten, Fredi 1-7. Nebraska-Abdullah, Ameer 30-167; Cross, Imani 7-66; Heard, Braylon 10-54; Martinez, T. 11-54; Marrow, Mike 1-6. **PASSING:** Arkansas State-Aplin, Ryan 16-30-0-138; Knighten, Fredi 0-2-1-0. Nebraska-Martinez, T. 13-14-0-180. **RECEIVING:** Arkansas State-McKissic, J.D. 8-73; McCants, Carlos 2-26; Oku, David 2-11; Fleming, R.J. 1-12; Jones, Julian 1-8; Jarboe, Josh 1-7; Jackson, F. 1-1. Nebraska-Bell, Kenny 3-71; Enunwa, Quincy 3-34; Abdullah, Ameer 2-39; Reed, Tyler 1-22; Cotton, Ben 1-6; Long, Jake 1-4; Allen, Taariq 1-3; Heard, Braylon 1-1. **INTERCEPTIONS:** Arkansas State-None. Nebraska-Smith, P.J. 1-0. **FUMBLES:** Arkansas State-Oku, David 1-0; Aplin, Ryan 1-1. Nebraska-Martinez, T. 2-2; McDermott, C. 1-0; Marrow, Mike 1-1; Abdullah, Ameer 1-1.

SEPT. 22, 2012 • LIBERTY BANK STADIUM: 21,559  
Arkansas State 56, Alcorn State 0

JONESBORO – An impressive display on both sides of the ball by Arkansas State propelled the Red Wolves to a resounding 56-0 shutout win over Alcorn State before 21,559 Liberty Bank Stadium fans in a game televised on ESPN3.com. ASU came out dominating the action on the turf in the opening half, amassing 345 yards in total offense to claim a 42-0 halftime lead. ASU chalked up a program all-time single-game seventh-most 634 yards of total offense with 396 yards in passing and 238 yards on the ground to go with 30 first downs. The Red Wolves' defense held the Alcorn State offense to only 130 yards. Ryan Aplin, along with his three touchdowns, completed 12 of 13 passes for a ASU record 92.3 completion percentage.

Score by Quarters	1	2	3	4	Score
Arkansas State	14	28	7	7	56
Alcorn State	0	0	0	0	0

Team	Qtr	Time	Scoring play	Pys-Yds	TOP	Score
ASU	1	09:02	Wright 7 yd fum rec	-	-	7-0
ASU	1	01:56	Oku 12 yd run	10-72	3:37	14-0
ASU	2	12:25	McKissic 33 yd rec	7-59	1:43	21-0
ASU	2	09:54	Oku 1 yd run	5-18	1:55	28-0
ASU	2	07:08	Jones 11 yd rec	3-69	0:49	35-0
ASU	2	02:59	Murry 7 yd rec	6-79	2:26	42-0
ASU	3	00:24	Thornton 3 yd run	7-93	2:45	49-0
ASU	4	08:39	Smith 6 yd run	11-83	4:41	56-0

### TEAM STATISTICS

	ASU	ALCORN
First Downs	30	11
Net yards rushing	396	98
Net yards passing	238	32
Passes Comp-Att-Int	14-16-0	14-27-1
Total Net Yards	634	130
Fumbles: Number-Lost	2-1	3-1
Penalties: Number-Yards	5-65	5-25
Possession Time	28:24	31:36
Third Down Conversions	4 of 10	4 of 17
Sacks By: Number-Yards	2-20	0-0

### INDIVIDUAL STATISTICS

**RUSHING:** Alcorn State-Gibbs, John 6-47; Williams III, A 6-20; Lewis, Terrance 4-14; Vessel, Brandon 2-12; Price, Joe 1-12; Jean, Marquiso 1-10; Walker, Arnold 5-3; George, Tollete 2-minus 7; Payne, Jordan 6-minus 13. Arkansas State-Smith, Rod 13-104; Oku, David 17-92; Thornton, S. 6-59; Knighten, Fredi 3-37; Gordon, Michael 6-34; Hayes, Rocky 6-26; Aplin, Ryan 1-24; Jacobs, Ryan 3-9; Davis, Zach 1-2; Fleming, R.J. 0-9. **PASSING:** Alcorn State-Gibbs, John 12-23-1-39; Payne, Jordan 2-3-0-minus 7; Vessel, Brandon 0-1-0-0. Arkansas State-Aplin, Ryan 12-13-0-198; Knighten, Fredi 2-2-0-40; Butterfield, P. 0-1-0-0. **RECEIVING:** Alcorn State-Price, Joe 3-9; Lewis, Terrance 3-minus 8; Shumaker, Nick 2-11; Turner, Jarvis 2-2; Shelby, Marti 1-9; Williams III, A 1-6; Brooks, Nick 1-5; R, Whitmore Jr. 1-minus 2. Arkansas State-McKissic, J.D. 6-49; Jarboe, Josh 1-55; McCants, Carlos 1-54; Keaton, Derek 1-33; Kincy, Anthony 1-17; Jones, Julian 1-11; Gordon, Michael 1-7; Murry, Kedric 1-7; Oku, David 1-5. **INTERCEPTIONS:** Alcorn State-None. Arkansas State-Jones, Don 1-23. **FUMBLES:** Alcorn State-Payne, Jordan 1-1; Lewis, Terrance 1-0; Walker, Arnold 1-0. Arkansas State-Knighten, Fredi 1-0; Hayes, Rocky 1-1.

SHERVARIUS JACKSON, SR. DE



DAVID OKU, JR. RB





## 2012 ARKANSAS STATE FOOTBALL NOTES: GAME RECAPS

SEPT. 29, 2012 • LIBERTY BANK STADIUM: 25,160  
Western Kentucky 26, Arkansas State 13

JONESBORO - ASU appeared on the way to winning its Sun Belt Conference opener with a solid first-half showing, but WKU rallied in the second half to hand the Red Wolves a 26-13 loss at Liberty Bank Stadium. The contest was a game of two halves as the Red Wolves controlled the first half with 13 straight points before the Hilltoppers erupted with 26 unanswered second half points. For the game, both teams went over 300 yards in total offense as WKU had 30 more than Red Wolves (365 to 335). A-State compiled game highs in both first downs (23) and passing yards (122) while being out-gained on the ground by a 243-127 yards margin. The setback snapped ASU's eight-game home winning streak, which was tied for the sixth longest in the nation.

Score by Quarters	1	2	3	4	Score
Arkansas State	3	10	0	0	13
Western Kentucky	0	0	14	12	26

Team	Qtr	Time	Scoring play	Pys-Yds	TOP	Score
ASU	1	04:27	Davis 20 yd FG	16-66	6:26	3-0
ASU	2	12:59	Davis 33 yd FG	11-64	4:19	6-0
ASU	2	00:09	Kincy 4 yd rec	16-93	4:14	13-0
WKU	3	06:44	Henry 1 yd rec	8-52	4:01	13-7
WKU	3	05:08	Henry 22 yd rec	3-37	0:39	13-14
WKU	4	14:10	Schwettman 22 yd FG	9-59	4:32	13-17
WKU	4	05:25	Andrews 2 yd run	9-75	4:59	13-23
WKU	4	02:56	Schwettman 27 yd FG	7-15	1:46	13-36

### TEAM STATISTICS

	ASU	WKU
First Downs	23	19
Net yards rushing	243	127
Net yards passing	208	122
Passes Comp-Att-Int	24-41-1	11-19-0
Total Net Yards	335	365
Fumbles: Number-Lost	0-0	1-1
Penalties: Number-Yards	8-81	5-40
Possession Time	29:38	30:22
Third Down Conversions	7 of 18	4 of 11
Sacks By: Number-Yards	1-2	4-32

### INDIVIDUAL STATISTICS

**RUSHING:** Western Kentucky-Andrews, A. 29-215; Jakes, Kawaun 2-13; Jones, Kadeem 2-13; Allen, Leon 4-8; Doyle, Jack 1-0; Mauro, James 1-minus 2; TEAM 2-minus 4. Arkansas State-Oku, David 22-79; Aplin, Ryan 12-41; Jackson, F. 2-10; Hayes, Rocky 1-6; Knighten, Fredi 1-minus 1; Fleming, R.J. 1-minus 8. **PASSING:** Western Kentucky-Mauro, James 8-12-0-104; Jakes, Kawaun 3-7-0-18. Arkansas State-Aplin, Ryan 23-40-1-204; Knighten, Fredi 1-1-0-4. **RECEIVING:** Western Kentucky-Henry, Mitchell 4-43; Doyle, Jack 3-19; Brand, Boe 2-46; Andrews, A. 2-14. Arkansas State-McKissic, J.D. 8-79; Jarboe, Josh 5-42; Oku, David 3-27; Stockemer, T. 3-25; Kincy, Anthony 2-6; Jones, Julian 1-29; McCants, Carlos 1-4; Hayes, Rocky 1-minus 4. **INTERCEPTIONS:** Western Kentucky-Boyd, Xavius 1-8. Arkansas State-None. **FUMBLES:** Western Kentucky-None. Arkansas State-Aplin, Ryan 1-1.

OCT. 4, 2012 • FIU STADIUM: 13,612  
Arkansas State 34, Florida International 20

MIAMI, Fla. - A number of big plays and a noteworthy team performance all around by ASU vaulted the Red Wolves to a defining 34-20 triumph over FIU in their Sun Belt Conference road opener on Alfonso Field at FIU Stadium. A-State turned in several big plays throughout the contest as the Red Wolves' defense created opportunities for the offense with two key interceptions against FIU. ASU also had a big night offensively as quarterback Ryan Aplin became the SBC's all-time leader in career offense with 10,365 yards, throwing for a game-leading 223 yards on 15-of-23 passing. Meanwhile, junior running back David Oku tallied three rushing touchdowns and freshman J.D. McKissic posted his first 100-yard receiving game with a game-high 124 yards.

Score by Quarters	1	2	3	4	Score
Arkansas State	0	14	13	7	34
Florida International	3	7	3	7	20

Team	Qtr	Time	Scoring play	Pys-Yds	TOP	Score
FIU	1	05:04	Griffin 28 yd FG	7-29	2:59	0-3
ASU	2	11:46	McKissic 74 yd rec	2-82	0:36	7-3
FIU	2	04:30	Younger 19 yd rec	7-62	2:34	7-10
ASU	2	00:29	Oku 1 yd run	3-7	0:53	14-10
ASU	3	08:45	Aplin 10 yd run	11-87	3:48	21-10
ASU	3	06:11	Oku 2 yd run	4-26	1:20	27-10
FIU	3	00:20	Griffin 31 yd FG	12-62	5:51	27-13
ASU	4	14:37	Oku 4 yd run	3-65	0:43	34-13
FIU	4	06:32	Mallary 5 yd run	17-70	8:05	34-20

### TEAM STATISTICS

	ASU	FIU
First Downs	14	17
Net yards rushing	421	341
Net yards passing	223	153
Passes Comp-Att-Int	15-23-0	19-31-2
Total Net Yards	421	341
Fumbles: Number-Lost	1-0	0-0
Penalties: Number-Yards	7-60	11-89
Possession Time	22:08	37:52
Third Down Conversions	5 of 12	6 of 19
Sacks By: Number-Yards	1-8	0-0

### INDIVIDUAL STATISTICS

**RUSHING:** Arkansas State-Hayes, Rocky 3-84; Oku, David 16-53; Aplin, Ryan 9-50; Jackson, F. 6-15; Collins, Kelsey 1-0; TEAM 2-minus 4. FIU-Harden,Jeremia 15-67; Brisk,Josh 1-33; Mallary,Darian 11-33; Hammonds,Loran 8-32; Hilliard,E.J. 13-23. **PASSING:** Arkansas State-Aplin, Ryan 15-23-0-223. FIU-Hilliard,E.J. 18-27-1-133; Hammonds,Loran 1-4-1-20. **RECEIVING:** Arkansas State-McKissic, J.D. 5-124; Griswold, D. 3-51; Kincy,Anthony 2-26; Jarboe, Josh 2-16; Stockemer, T. 2-6; Oku, David 1-0. FIU-Harden,Jeremia 5-40; Times,Wayne 5-25; Dan-Fodio,Akil 3-37; Wright,Willis 2-20; England,Nick 2-7; Younger,Jacob 1-19; Jackson,Raymon 1-5. **INTERCEPTIONS:** Arkansas State-Young, Sterling 1-29; Lee, Qushaun 1-2. FIU-None. **FUMBLES:** Arkansas State-Oku, David 1-0. FIU-None.

RYAN APLIN, SR. QB



QUSHAUN LEE, SOPH. LB



**ASU SPORTS INFORMATION STAFF**

**Jerry Scott, Director**

Office: 870-972-3405

Cell: 870-243-6021

jscott@astate.edu

**Chris Graddy, Assistant Director**

Office: 870-972-2707

Cell: 870-340-7836

cgraddy@astate.edu

**Joe Gorby, Assistant Director**

Office: 870-972-3547

jgorby@astate.edu

**TBA, Graduate Assistant**

Office: 870-972-2428

**Main Phone/FAX: 870-972-2541/3367**

**Mailing Address:**

P.O. Box 1000, State University, AR 72467

**Delivery Address:**

217 Olympic Dr., Jonesboro, AR 72401

**ARKANSAS STATE RADIO NETWORK**

The Arkansas State Radio Network will broadcast every ASU football game during the 2011 season, originating from flagship station 107.9 FM (KFIN).  
 KFIN 107.9 FM .....Jonesboro (Flagship)  
 KTRQ 102.3 .....Memphis  
 93.3 FM .....Little Rock  
 KEAZ 100.7 FM .....Searcy/Heber Springs  
 KFLI 104.7 FM .....Searcy  
 KCCB 1260 AM .....Corning  
 KCTT 101.7 FM .....Mountain Home  
 KWYN 1400 AM .....Wynne  
 KRLW 1320 AM .....Walnut Ridge/Pocahontas  
 KRLW 106.3 FM .....Walnut Ridge/Pocahontas  
 KWAK 105.5 FM .....Stuttgart  
 KQEW 102.3 FM .....Fordyce  
 KOOU 104.7 FM .....Hardy  
 KOTN 102.5 FM .....Gould/Monticello

**LIVE AT THE BRICKHOUSE**

The "Live at the Brickhouse" radio show can be heard live on KFIN (107.9 FM), running from 7:00-8:00 p.m. each Tuesday throughout the season. The show will broadcast from the Brickhouse Grill, where those in attendance were able to ask questions for ASU's head football coach Gus Malzahn. Archives for the show can also be accessed through the StateZone on Arkansas State's official athletic web site (AStateRedwolves.com). EAB Sports Radio Network broadcaster Matt Stolz hosts the show.

**THE GUS MALZAHN SHOW**

"The Gus Malzahn Show," a weekly television program featuring Arkansas State's head football coach airs each Sunday throughout the season at 4:30 p.m. KATV-7 in Little Rock and at 10:30 p.m. on KAIT-8 in Jonesboro. The 30-minute show is hosted by East Arkansas Broadcasters radio host Mickey Ryan and provides fans with an in-depth look at the Red Wolves' football team. The show features game highlights, an interview with Coach Malzahn and weekly features on players and coaches.

**POST-GAME INTERVIEWS:** The Arkansas State locker room is closed to all members of the media. Head coach and requested assistant coaches and players will be available for interviews in the designated area following a brief cooling off period.

**WEEKLY MEDIA CONFERENCE:** Media representatives are encouraged to visit with ASU head coach Gus Malzahn during his weekly press conference, held Monday's at 11:30 a.m. at the ASU Football Facility. Quotes from the press conference will be available at AStateRedWolves.com as well.

**PRACTICE COVERAGE:** Arkansas State football practice is open to the media the first 20 minutes Tuesday and Wednesday. TV crews wishing to shoot practice must notify the sports information office in advance. Players and coaches are available for interviews following each practice, Tuesday-Wednesday.

**WEEKLY RELEASES:** All Arkansas State weekly football releases can be obtained as a PDF document on the athletics Web site at AStateRedWolves.com. To be added to the e-mail broadcast list for all football releases or if you would like releases faxed to you, contact Jerry Scott in the sports information office.

**TWITTER:** The Arkansas State Sports Information Office frequently posts information on a weekly basis, including updated in-game notes, on its official Twitter account. Media can follow the Twitter account @ASateSID.

**PLAYER INTERVIEWS:** All interviews with Arkansas State players must be arranged through the Sports Information Office. Please contact Jerry Scott.

**SUN BELT TELECONFERENCE:** The Sun Belt Conference will conduct a weekly teleconference with each of the league's head coaches each Monday throughout the season. Additional information can be found on the SBC Media Services page located in the notes package.

**SUN BELT CONFERENCE WEEKLY VIDEO HIGHLIGHTS:** The conference office will provide a weekly highlights and interviews for each SBC school throughout the season. Additional information can be found on the SBC Media Services page located in the notes package.

**VIDEO HIGHLIGHTS:** The Arkansas State Department of Athletics regularly posts video from ASU football press conferences, practices and games to the department's FTP site. Television stations wishing to access the FTP site to download video and sound should contact the ASU Sports Information Office.

**COLLEGE PRESS BOX:** Media can access notes, quotes, stats, media information and much more from Arkansas State and its opponents on the Sun Belt section of CollegePressBox.com. To access the site, visit [www.collegepressbox.com](http://www.collegepressbox.com). For the site's username and password, please contact the ASU Sports Information Office.

**DIRECTIONS TO ASU STADIUM:**

**From Memphis International Airport:** Start going toward the Airport Exit on Winchester Road. Bear right on Plough Boulevard for 1.4 miles. Take ramp onto I-240 West toward I-240 Little Rock/Downtown for 2.6 miles. Continue on I-55 North for 6.1 miles. Take the St. Louis/Little Rock exit on I-55 North and go 24.4 miles. Take exit 23B/Marked Tree/Jonesboro onto US-61 for 0.5 miles. Continue on US-63 North for 41 miles. Take ramp toward Caraway Road/Stadium Boulevard for 0.2 miles. Bear right on Stadium Boulevard and go 2.2 miles until seeing ASU Stadium on the left. Parking is available for the working media on the northwest grass lot of the stadium complex.

**From Little Rock National Airport:** Leaving the airport on East Roosevelt Road go 0.3 miles and continue on Annie M. Bankhead Drive for another 0.4 miles. Turn left to take the ramp onto I-440 East toward TO I-40 for 11.3 miles. Take the Jacksonville exit onto US-67 North and go 96.5 miles. Turn right on AR-226E and go 11.7 miles. Turn right on Co. Road 203. Turn left on US-49 and 6.5 miles. Take ramp onto US 49 North and go 2.7 miles until taking the Stadium Boulevard exit for 0.2 miles. Turn left on Stadium Boulevard and go 2.4 miles until seeing ASU Stadium on the left. Parking is available for working media on the northwest grass lot of the stadium complex.



# 2012 SUN BELT CONFERENCE FOOTBALL

## Sun Belt Conference Media Services

### Weekly Release

The Sun Belt Conference Media Relations staff will produce a weekly football release on Mondays throughout the season, which will include updated standings, notes, results and game previews. The full release, including overall and conference-only statistics will be available as a PDF file. Notes will be e-mailed to media outlets in text format with a complete PDF file attached.

### www.sunbeltsports.org

The Sun Belt Conference has complete and up-to-date information on its internet website at [www.sunbeltsports.org](http://www.sunbeltsports.org). The site contains current news on all happenings around the Sun Belt, including the nine football schools. Football standings, results and game recaps will be updated after games are played. Statistics – conference and team-by-team – will be updated by Sunday afternoon, or earlier depending on late night games on the West Coast. The Sun Belt Football Media Guide is available on the website, including the records section. To keep up with games in-progress, check member school websites for broadcast information.

### Weekly Video Feed

The Sun Belt Conference will produce a weekly video highlight feed. The feed will be made available by internet only for the 2012 season.

### Additional Resources

The Sun Belt Conference is part of the College Pressbox network available at [www.collegepressbox.com](http://www.collegepressbox.com). The league also maintains a file sharing server for all sports at <https://sunbeltsports.egnyte.com/>. For login credentials for either site please contact John McElwain ([mcelwain@sunbeltsports.org](mailto:mcelwain@sunbeltsports.org)).

### Weekly Awards

The Sun Belt Conference names an offensive, defensive and special teams player of the week each Monday morning during the season. Winners are chosen by a media panel from nominations provided by the Sun Belt sports information directors.

### Annual Awards

All-Sun Belt first and second teams, Players of the Year on offense and defense, Freshman of the Year and Coach of the Year are selected by a vote of the league's ten head coaches and select members of the media at the conclusion of the regular season. Each coach also selects two individuals for Honorable Mention All-Sun Belt. Coaches are not allowed to vote for themselves or their own players. Sun Belt football student-athletes are recognized for academic achievement in July with the release of the Sun Belt Commissioner's List and Academic Honor Roll.

## Sun Belt Football Media Relations Contacts

Contact	Phone	Email
Sun Belt - John McElwain	(504) 299-9066	<a href="mailto:mcelwain@sunbeltsports.org">mcelwain@sunbeltsports.org</a>
Arkansas State - Jerry Scott	(870) 972-2541	<a href="mailto:jscott@astate.edu">jscott@astate.edu</a>
Florida Atlantic - Katrina McCormack	(561) 297-3163	<a href="mailto:kmccormi@fau.edu">kmccormi@fau.edu</a>
FIU - Joe Hornstein	(305) 348-6666	<a href="mailto:jhornste@fiu.edu">jhornste@fiu.edu</a>
Louisiana-Lafayette - Brian McCann	(337) 482-6331	<a href="mailto:bjm5269@louisiana.edu">bjm5269@louisiana.edu</a>
Louisiana-Monroe - Alex Edwards	(318) 342-5463	<a href="mailto:edwards@ulm.edu">edwards@ulm.edu</a>
Middle Tennessee - Mark Owens	(615) 898-5057	<a href="mailto:owens@goblueraiders.com">owens@goblueraiders.com</a>
North Texas - Eric Capper	(940) 565-2476	<a href="mailto:ecapper@unt.edu">ecapper@unt.edu</a>
South Alabama - Brian Fremund	(251) 414-8032	<a href="mailto:bfremund@usouthal.edu">bfremund@usouthal.edu</a>
Troy - Adam Prendergast	(334) 670-3832	<a href="mailto:aprendergast@troy.edu">aprendergast@troy.edu</a>
WKU - Chris Glowacki	(270) 745-5388	<a href="mailto:chris.glowacki@wku.edu">chris.glowacki@wku.edu</a>

### Sun Belt Conference Coaches Teleconference Call

Contact John McElwain  
([mcelwain@sunbeltsports.org](mailto:mcelwain@sunbeltsports.org)) for info  
Conducted every Monday from  
August 27 to November 26

### Schedule of Events (All times Central):

10:30 a.m. -- Announcements  
10:32 a.m. -- Carl Pelini, FAU  
10:38 a.m. -- Larry Blakeney, Troy  
10:44 a.m. -- Gus Malzahn, ASU  
10:50 a.m. -- Mark Hudspeth, ULL  
10:56 a.m. -- Todd Berry, ULM  
11:02 a.m. -- Rick Stockstill, MT  
11:08 a.m. -- Dan McCarney, NT  
11:14 a.m. -- Mario Cristobal, FIU  
11:20 a.m. -- Willie Taggart, WKU  
11:26 a.m. -- Joey Jones, USA

### Sun Belt Conference Video Feed

Contact Travis Llewellyn  
([llewellyn@sunbeltsports.org](mailto:llewellyn@sunbeltsports.org)) for info.  
Conducted every Tuesday from  
August 28 to November 27 - 2:00 p.m. (CT)

The Sun Belt Conference will provide a weekly video feed of head coach interviews and game highlights each Tuesday during the 2011 football season. The video feed will be made available exclusively through a digital download this season using the website <https://sunbeltsports.egnyte.com/>. New videos made available on this site will be uploaded on Tuesday of each week by 2 p.m. The videos will also be maintained and archived throughout the season. Members of the media may also find supplementary content on this site such as logos and photos. For login information please contact Travis Llewellyn ([llewellyn@sunbeltsports.org](mailto:llewellyn@sunbeltsports.org)) or John McElwain ([mcelwain@sunbeltsports.org](mailto:mcelwain@sunbeltsports.org)).

### FOLLOW THE SUN BELT CONFERENCE ONLINE:



[www.sunbeltsports.org](http://www.sunbeltsports.org)

facebook

[facebook.com/theSunBeltConference](https://facebook.com/theSunBeltConference)

twitter

@The\_Sun\_Belt

**The Automated ScoreBook**  
**Arkansas State Game Results (as of Oct 05, 2012)**  
**All games**

<b>Date</b>	<b>Opponent</b>		<b>Score</b>	<b>Overall</b>	<b>Conference</b>	<b>Time</b>	<b>Attend</b>
09/01/12	at #5 Oregon Ducks	L	34-57	0-1	0-0	3:35	56144
Sep 08, 2012	MEMPHIS	W	33-28	1-1	0-0	3:10	28041
Sep 15, 2012	at Nebraska	L	13-42	1-2	0-0	3:13	85290
Sep 22, 2012	ALCORN STATE	W	56-0	2-2	0-0	2:59	21559
* Sep 29, 2012	WESTERN KENTUCKY	L	13-26	2-3	0-1	3:06	25160
* Oct 04, 2012	at FIU	W	34-20	3-3	1-1	3:17	13612



# The Automated ScoreBook

## Arkansas State Combined Team Statistics (as of Oct 05, 2012)

### All games

Date	Opponent		Score	Att.
09/01/12	at #5 Oregon Ducks	L	34-57	56144
Sep 08, 2012	MEMPHIS	W	33-28	28041
Sep 15, 2012	at Nebraska	L	13-42	85290
Sep 22, 2012	ALCORN STATE	W	56-0	21559
* Sep 29, 2012	WESTERN KENTUCKY	L	13-26	25160
* Oct 04, 2012	at FIU	W	34-20	13612

Record:	Overall	Home	Away	Neutral
All games	3-3	2-1	1-2	0-0
Conference	1-1	0-1	1-0	0-0
Non-Conference	2-2	2-0	0-2	0-0

Team Statistics	ASU	OPP
FIRST DOWNS	145	120
Rushing	79	69
Passing	58	43
Penalty	8	8
RUSHING YARDAGE	1393	1312
Rushing Attempts	260	270
Average Per Rush	5.4	4.9
Average Per Game	232.2	218.7
TDs Rushing	12	10
PASSING YARDAGE	1432	949
Comp-Att-Int	122-200-3	99-154-4
Average Per Pass	7.2	6.2
Average Per Catch	11.7	9.6
Average Per Game	238.7	158.2
TDs Passing	9	11
TOTAL OFFENSE	2825	2261
Average Per Play	6.1	5.3
Average Per Game	470.8	376.8
KICK RETURNS: #-Yards	19-349	25-498
PUNT RETURNS: #-Yards	5-12	12-70
INT RETURNS: #-Yards	4-59	3-33
FUMBLES-LOST	10-6	11-5
PENALTIES-Yards	36-334	37-293
PUNTS-AVG	27-37.6	32-41.4
TIME OF POSSESSION/Game	27:38	32:22
3RD-DOWN Conversions	34/85	37/91
4TH-DOWN Conversions	5/12	9/11

Interceptions	no.	yds	avg	td	lg
Jones, Don	1	23	23.0	0	23
Young, Sterling	1	29	29.0	0	29
Lee, Qushaun	1	2	2.0	0	2
Scales, Chaz	1	5	5.0	0	5

Punting	no.	yds	avg	lg	tb	fc	i20	50+	blk
Sullivent, N.	23	928	40.3	58	3	3	2	4	1
Wilbourn, Ryan	2	68	34.0	35	0	0	0	0	0
Aplin, Ryan	1	19	19.0	19	0	0	1	0	0
TEAM	1	0	0.0	0	0	0	0	0	0

Punt Returns	no.	yds	avg	td	lg
Hayes, Rocky	3	22	7.3	0	22
McKissic, J.D.	2	-10	-5.0	0	0
Total	5	12	2.4	0	22
Opponents	12	70	5.8	1	21

Kick Returns	no.	yds	avg	td	lg
Hayes, Rocky	10	169	16.9	0	31
Oku, David	4	71	17.8	0	22
Jackson, F.	3	76	25.3	0	27
Tryon, Andrew	2	33	16.5	0	19
Total	19	349	18.4	0	31
Opponents	25	498	19.9	0	51

All Purpose	g	rush	rcv	pr	kr	ir	total	avg/g
Oku, David	6	460	72	0	71	0	603	100.5
McKissic, J.D.	6	6	452	-10	0	0	448	74.7
Hayes, Rocky	6	231	-4	22	169	0	418	69.7
Jarboe, Josh	6	13	287	0	0	0	300	50.0
Jackson, F.	5	167	22	0	76	0	265	53.0
Total	6	1393	1432	12	349	59	3245	540.8
Opponents	6	1312	949	70	498	33	2862	477.0

Total Offense	g	plays	rush	pass	total	avg/g
Aplin, Ryan	4	245	243	1388	1631	273.9

Rushing	gp	att	gain	loss	net	avg	td	lg	avg/g
Oku, David	6	103	475	15	460	4.5	6	22	76.7
Aplin, Ryan	6	51	316	73	243	4.8	2	38	40.5
Hayes, Rocky	6	20	235	4	231	11.6	0	73	38.5
Jackson, F.	5	37	169	2	167	4.5	2	24	33.4
Smith, Rod	3	13	104	0	104	8.0	1	11	34.7
Thornton, S.	2	7	76	0	76	10.9	1	30	38.0
Knighten, Fredi	4	9	59	8	51	5.7	0	35	12.8
Gordon, Michael	2	6	34	0	34	5.7	0	15	17.0
Jarboe, Josh	6	5	13	0	13	2.6	0	7	2.2
Jacobs, Ryan	1	3	9	0	9	3.0	0	4	9.0
McKissic, J.D.	6	1	6	0	6	6.0	0	6	1.0
Davis, Zach	1	1	2	0	2	2.0	0	2	2.0
Fleming, R.J.	5	1	9	8	1	1.0	0	0	0.2
Collins, Kelsey	5	1	0	0	0	0.0	0	0	0.0
TEAM	4	2	0	4	-4	-2.0	0	0	-1.0
Total	6	260	1507	114	1393	5.4	12	73	232.2
Opponents	6	270	1458	146	1312	4.9	10	45	218.7

Passing	gp	effic	comp-att-int	pct	yds	td	lg	avg/g
Aplin, Ryan	6	132.99	119-194-2	61.3	1388	8	74	231.3
Knighten, Fredi	4	159.92	3-5-1	60.0	44	1	33	11.0
Butterfield, P.	1	0.00	0-1-0	0.0	0	0	0	0.0
Total	6	132.99	122-200-3	61.0	1432	9	74	238.7
Opponents	6	134.43	99-154-4	64.3	949	11	42	158.2

Receiving	gp	no.	yds	avg	td	lg	avg/g
McKissic, J.D.	6	39	452	11.6	2	74	75.3
Jarboe, Josh	6	28	287	10.2	2	55	47.8
Oku, David	6	11	72	6.5	0	15	12.0
McCants, Carlos	6	7	161	23.0	1	54	26.8
Jones, Julian	6	7	155	22.1	2	72	25.8
Kincy, Anthony	6	7	70	10.0	1	25	11.7
Stockemer, T.	3	6	36	6.0	0	9	12.0
Griswold, D.	5	5	90	18.0	0	29	18.0
Jackson, F.	5	4	22	5.5	0	10	4.4
Fleming, R.J.	5	2	26	13.0	0	14	5.2
Murry, Kedric	6	2	18	9.0	1	11	3.0
Keaton, Derek	5	1	33	33.0	0	33	6.6
Muse, Allen	1	1	7	7.0	0	7	7.0
Gordon, Michael	2	1	7	7.0	0	7	3.5
Hayes, Rocky	6	1	-4	-4.0	0	0	-0.7
Total	6	122	1432	11.7	9	74	238.7
Opponents	6	99	949	9.6	11	42	158.2

Field Goals	fg	pct.	01-19	20-29	30-39	40-49	50-99	lg	blk
Davis, Brian	8-11	72.7	0-0	4-5	3-4	1-2	0-0	43	0

Scoring	td	fg	kick	rush	rcv	pass	dxp	saf	pts
Davis, Brian	-	8-11	21-22	-	-	-	-	-	45
Oku, David	6	-	-	-	-	-	-	-	36
Jones, Julian	2	-	-	-	-	-	-	-	12
Aplin, Ryan	2	-	-	0-1	-	-	-	-	12
Jackson, F.	2	-	-	-	-	-	-	-	12
Jarboe, Josh	2	-	-	-	-	-	-	-	12
McKissic, J.D.	2	-	-	-	-	-	-	-	12
Lee, Qushaun	1	-	-	-	-	-	-	-	6
McCants, Carlos	1	-	-	-	-	-	-	-	6
Kincy, Anthony	1	-	-	-	-	-	-	-	6
Smith, Rod	1	-	-	-	-	-	-	-	6
Thornton, S.	1	-	-	-	-	-	-	-	6
Murry, Kedric	1	-	-	-	-	-	-	-	6
Wright, Ronnell	1	-	-	-	-	-	-	-	6
Total	23	8-11	21-22	0-1	-	-	-	-	183
Opponents	23	4-7	21-22	-	1	1-1	-	-	173

Score by Quarters	1st	2nd	3rd	4th	OT	Total
Arkansas State	20	79	50	34	0	183
Opponents	53	56	24	40	0	173

**The Automated ScoreBook**  
**Arkansas State Overall Team Statistics (as of Oct 05, 2012)**  
**All games**

<b>Team Statistics</b>	<b>ASU</b>	<b>OPP</b>
SCORING	183	173
Points Per Game	30.5	28.8
FIRST DOWNS	145	120
Rushing	79	69
Passing	58	43
Penalty	8	8
RUSHING YARDAGE	1393	1312
Yards gained rushing	1507	1458
Yards lost rushing	114	146
Rushing Attempts	260	270
Average Per Rush	5.4	4.9
Average Per Game	232.2	218.7
TDs Rushing	12	10
PASSING YARDAGE	1432	949
Comp-Att-Int	122-200-3	99-154-4
Average Per Pass	7.2	6.2
Average Per Catch	11.7	9.6
Average Per Game	238.7	158.2
TDs Passing	9	11
TOTAL OFFENSE	2825	2261
Total Plays	460	424
Average Per Play	6.1	5.3
Average Per Game	470.8	376.8
KICK RETURNS: #-Yards	19-349	25-498
PUNT RETURNS: #-Yards	5-12	12-70
INT RETURNS: #-Yards	4-59	3-33
KICK RETURN AVERAGE	18.4	19.9
PUNT RETURN AVERAGE	2.4	5.8
INT RETURN AVERAGE	14.8	11.0
FUMBLES-LOST	10-6	11-5
PENALTIES-Yards	36-334	37-293
Average Per Game	55.7	48.8
PUNTS-Yards	27-1015	32-1325
Average Per Punt	37.6	41.4
Net punt average	32.8	40.4
KICKOFFS-Yards	37-2038	33-2067
Average Per Kick	55.1	62.6
Net kick average	50.5	40.7
TIME OF POSSESSION/Game	27:38	32:22
3RD-DOWN Conversions	34/85	37/91
3rd-Down Pct	40%	41%
4TH-DOWN Conversions	5/12	9/11
4th-Down Pct	42%	82%
SACKS BY-Yards	8-65	7-44
MISC YARDS	0	0
TOUCHDOWNS SCORED	23	23
FIELD GOALS-ATTEMPTS	8-11	4-7
ON-SIDE KICKS	0-0	0-0
RED-ZONE SCORES	(23-29) 79%	(20-25) 80%
RED-ZONE TOUCHDOWNS	(16-29) 55%	(16-25) 64%
PAT-ATTEMPTS	(21-22) 95%	(21-22) 95%
ATTENDANCE	74760	155046
Games/Avg Per Game	3/24920	3/51682
Neutral Site Games		0/0

<b>Score by Quarters</b>	<b>1st</b>	<b>2nd</b>	<b>3rd</b>	<b>4th</b>	<b>OT</b>	<b>Total</b>
Arkansas State	20	79	50	34	0	183
Opponents	53	56	24	40	0	173

**The Automated ScoreBook**  
**Arkansas State Overall Individual Statistics (as of Oct 05, 2012)**  
**All games**

<b>Rushing</b>	<b>gp</b>	<b>att</b>	<b>gain</b>	<b>loss</b>	<b>net</b>	<b>avg</b>	<b>td</b>	<b>lg</b>	<b>avg/g</b>
Oku, David	6	103	475	15	460	4.5	6	22	76.7
Aplin, Ryan	6	51	316	73	243	4.8	2	38	40.5
Hayes, Rocky	6	20	235	4	231	11.6	0	73	38.5
Jackson, F.	5	37	169	2	167	4.5	2	24	33.4
Smith, Rod	3	13	104	0	104	8.0	1	11	34.7
Thornton, S.	2	7	76	0	76	10.9	1	30	38.0
Knighten, Fredi	4	9	59	8	51	5.7	0	35	12.8
Gordon, Michael	2	6	34	0	34	5.7	0	15	17.0
Jarboe, Josh	6	5	13	0	13	2.6	0	7	2.2
Jacobs, Ryan	1	3	9	0	9	3.0	0	4	9.0
McKissic, J.D.	6	1	6	0	6	6.0	0	6	1.0
Davis, Zach	1	1	2	0	2	2.0	0	2	2.0
Fleming, R.J.	5	1	9	8	1	1.0	0	0	0.2
Collins, Kelsey	5	1	0	0	0	0.0	0	0	0.0
TEAM	4	2	0	4	-4	-2.0	0	0	-1.0
Total	6	260	1507	114	1393	5.4	12	73	232.2
Opponents	6	270	1458	146	1312	4.9	10	45	218.7

<b>Passing</b>	<b>gp</b>	<b>effic</b>	<b>comp-att-int</b>	<b>pct</b>	<b>yds</b>	<b>td</b>	<b>lg</b>	<b>avg/g</b>
Aplin, Ryan	6	132.99	119-194-2	61.3	1388	8	74	231.3
Knighten, Fredi	4	159.92	3-5-1	60.0	44	1	33	11.0
Butterfiled, P.	1	0.00	0-1-0	0.0	0	0	0	0.0
Total	6	132.99	122-200-3	61.0	1432	9	74	238.7
Opponents	6	134.43	99-154-4	64.3	949	11	42	158.2

<b>Receiving</b>	<b>gp</b>	<b>no.</b>	<b>yds</b>	<b>avg</b>	<b>td</b>	<b>lg</b>	<b>avg/g</b>
McKissic, J.D.	6	39	452	11.6	2	74	75.3
Jarboe, Josh	6	28	287	10.2	2	55	47.8
Oku, David	6	11	72	6.5	0	15	12.0
McCants, Carlos	6	7	161	23.0	1	54	26.8
Jones, Julian	6	7	155	22.1	2	72	25.8
Kincy, Anthony	6	7	70	10.0	1	25	11.7
Stockemer, T.	3	6	36	6.0	0	9	12.0
Griswold, D.	5	5	90	18.0	0	29	18.0
Jackson, F.	5	4	22	5.5	0	10	4.4
Fleming, R.J.	5	2	26	13.0	0	14	5.2
Murry, Kedric	6	2	18	9.0	1	11	3.0
Keaton, Derek	5	1	33	33.0	0	33	6.6
Muse, Allen	1	1	7	7.0	0	7	7.0
Gordon, Michael	2	1	7	7.0	0	7	3.5
Hayes, Rocky	6	1	-4	-4.0	0	0	-0.7
Total	6	122	1432	11.7	9	74	238.7
Opponents	6	99	949	9.6	11	42	158.2

<b>Punt Returns</b>	<b>no.</b>	<b>yds</b>	<b>avg</b>	<b>td</b>	<b>lg</b>
Hayes, Rocky	3	22	7.3	0	22
McKissic, J.D.	2	-10	-5.0	0	0
Total	5	12	2.4	0	22
Opponents	12	70	5.8	1	21

<b>Interceptions</b>	<b>no.</b>	<b>yds</b>	<b>avg</b>	<b>td</b>	<b>lg</b>
Lee, Qushaun	1	2	2.0	0	2
Scales, Chaz	1	5	5.0	0	5
Jones, Don	1	23	23.0	0	23
Young, Sterling	1	29	29.0	0	29
Total	4	59	14.8	0	29
Opponents	3	33	11.0	0	25

<b>Kick Returns</b>	<b>no.</b>	<b>yds</b>	<b>avg</b>	<b>td</b>	<b>lg</b>
Hayes, Rocky	10	169	16.9	0	31
Oku, David	4	71	17.8	0	22
Jackson, F.	3	76	25.3	0	27
Tryon, Andrew	2	33	16.5	0	19
Total	19	349	18.4	0	31
Opponents	25	498	19.9	0	51

<b>Fumble Returns</b>	<b>no.</b>	<b>yds</b>	<b>avg</b>	<b>td</b>	<b>lg</b>
Wright, Ronnell	1	7	7.0	1	7
Porter, Eddie	1	33	33.0	0	33
Jackson, S.	1	0	0.0	0	0
Lee, Qushaun	0	1	0.0	1	1
Total	3	41	13.7	2	33
Opponents	0	0	0.0	1	0



**The Automated ScoreBook**  
**Arkansas State Overall Individual Statistics (as of Oct 05, 2012)**  
**All games**

Scoring	td	fg	PAT				dxp	saf	pts
			kick	rush	rcv	pass			
Davis, Brian	-	8-11	21-22	-	-	-	-	-	45
Oku, David	6	-	-	-	-	-	-	-	36
Jarboe, Josh	2	-	-	-	-	-	-	-	12
Aplin, Ryan	2	-	-	0-1	-	-	-	-	12
Jackson, F.	2	-	-	-	-	-	-	-	12
McKissic, J.D.	2	-	-	-	-	-	-	-	12
Jones, Julian	2	-	-	-	-	-	-	-	12
Murry, Kedric	1	-	-	-	-	-	-	-	6
Kincy, Anthony	1	-	-	-	-	-	-	-	6
McCants, Carlos	1	-	-	-	-	-	-	-	6
Thornton, S.	1	-	-	-	-	-	-	-	6
Smith, Rod	1	-	-	-	-	-	-	-	6
Lee, Qushaun	1	-	-	-	-	-	-	-	6
Wright, Ronnell	1	-	-	-	-	-	-	-	6
Total	23	8-11	21-22	0-1	-	-	-	-	183
Opponents	23	4-7	21-22	-	1	1-1	-	-	173

Total Offense	g	plays	rush	pass	total	avg/g
Aplin, Ryan	6	245	243	1388	1631	271.8
Oku, David	6	103	460	0	460	76.7
Hayes, Rocky	6	20	231	0	231	38.5
Jackson, F.	5	37	167	0	167	33.4
Smith, Rod	3	13	104	0	104	34.7
Knighten, Fredi	4	14	51	44	95	23.8
Thornton, S.	2	7	76	0	76	38.0
Gordon, Michael	2	6	34	0	34	17.0
Jarboe, Josh	6	5	13	0	13	2.2
Jacobs, Ryan	1	3	9	0	9	9.0
McKissic, J.D.	6	1	6	0	6	1.0
Davis, Zach	1	1	2	0	2	2.0
Fleming, R.J.	5	1	1	0	1	0.2
TEAM	4	2	-4	0	-4	-1.0
Total	6	460	1393	1432	2825	470.8
Opponents	6	424	1312	949	2261	376.8

Field Goals	fg	pct.	01-19	20-29	30-39	40-49	50-99	lg	blk
Davis, Brian	8-11	72.7	0-0	4-5	3-4	1-2	0-0	43	0

FG Sequence	Arkansas State	Opponents
Oregon Ducks	(43),29,(29)	35
Memphis	(23),38,(25)	25
Nebraska	(31),(32)	-
Alcorn State	-	33
Western Kentuky	(20),(33)	(22),(27)
FIU	43	(28),(31)

Numbers in (parentheses) indicate field goal was made.

Punting	no.	yds	avg	lg	tb	fc	i20	50+	blk
Sullivent, N.	23	928	40.3	58	3	3	2	4	1
Wilbourn, Ryan	2	68	34.0	35	0	0	0	0	0
TEAM	1	0	0.0	0	0	0	0	0	0
Aplin, Ryan	1	19	19.0	19	0	0	1	0	0
Total	27	1015	37.6	58	3	3	3	4	1
Opponents	32	1325	41.4	62	1	11	18	7	0

Kickoffs	no.	yds	avg	tb	ob	retn	net	ydln
Ferguson, Luke	33	1818	55.1	4	2			
Wilbourn, Ryan	4	220	55.0	0	1			
Total	37	2038	55.1	4	3	19.9	38.9	26
Opponents	33	2067	62.6	15	0	18.4	40.7	24

**The Automated ScoreBook**  
**Arkansas State Overall Individual Statistics (as of Oct 05, 2012)**  
**All games**

<u>All Purpose</u>	<u>g</u>	<u>rush</u>	<u>rcv</u>	<u>pr</u>	<u>kr</u>	<u>ir</u>	<u>total</u>	<u>avg/g</u>
Oku, David	6	460	72	0	71	0	603	100.5
McKissic, J.D.	6	6	452	-10	0	0	448	74.7
Hayes, Rocky	6	231	-4	22	169	0	418	69.7
Jarboe, Josh	6	13	287	0	0	0	300	50.0
Jackson, F.	5	167	22	0	76	0	265	53.0
Aplin, Ryan	6	243	0	0	0	0	243	40.5
McCants, Carlos	6	0	161	0	0	0	161	26.8
Jones, Julian	6	0	155	0	0	0	155	25.8
Smith, Rod	3	104	0	0	0	0	104	34.7
Griswold, D.	5	0	90	0	0	0	90	18.0
Thornton, S.	2	76	0	0	0	0	76	38.0
Kincy, Anthony	6	0	70	0	0	0	70	11.7
Knighten, Fredi	4	51	0	0	0	0	51	12.8
Gordon, Michael	2	34	7	0	0	0	41	20.5
Stockemer, T.	3	0	36	0	0	0	36	12.0
Keaton, Derek	5	0	33	0	0	0	33	6.6
Tryon, Andrew	6	0	0	0	33	0	33	5.5
Young, Sterling	6	0	0	0	0	29	29	4.8
Fleming, R.J.	5	1	26	0	0	0	27	5.4
Jones, Don	6	0	0	0	0	23	23	3.8
Murry, Kedric	6	0	18	0	0	0	18	3.0
Jacobs, Ryan	1	9	0	0	0	0	9	9.0
Muse, Allen	1	0	7	0	0	0	7	7.0
Scales, Chaz	6	0	0	0	0	5	5	0.8
Davis, Zach	1	2	0	0	0	0	2	2.0
Lee, Qushaun	5	0	0	0	0	2	2	0.4
TEAM	4	-4	0	0	0	0	-4	-1.0
Total	6	1393	1432	12	349	59	3245	540.8
Opponents	6	1312	949	70	498	33	2862	477.0

**The Automated ScoreBook**  
**Arkansas State Overall Defensive Statistics (as of Oct 05, 2012)**  
**All games**

##	Defensive Leaders	gp	Tackles			tfl/yds	Sacks no-yds	Pass defense			Fumbles		blkd	
			ua	a	tot			int-yds	brup	qbh	rcv-yds	ff	kick	saf
40	Herrold, Nathan	6	23	29	52	4.0-14	1.0-9	.	3	.	.	2	.	.
48	Lee, Qushaun	5	28	15	43	.	.	1-2	2	.	0-1	1	.	.
5	Jones, Don	6	22	15	37	1.0-2	.	1-23	1	.	.	.	.	.
11	Young, Sterling	6	21	14	35	1.5-2	.	1-29	2	.	.	.	.	.
98	Carrethers, R.	6	11	24	35	1.5-10	.	.	.	.	1-0	.	.	.
91	Starson, Tim	6	14	19	33	6.5-17	1.5-4	.	.	.	.	.	.	.
37	Porter, Eddie	6	8	16	24	4.0-18	1.5-12	.	.	.	1-33	2	.	.
53	Nelms, Nick	6	7	16	23	2.5-11	0.5-5	.	1	.	.	.	.	.
5B	Scales, Chaz	6	14	9	23	1.0-1	.	1-5	1	.	.	.	.	.
12	Coleman, Kyle	6	7	14	21	2.0-4	.	.	1	.	.	.	.	.
20	Lorigan, Cole	6	12	8	20	.	.	.	1	.	.	.	.	.
90	Wright, Ronnell	5	7	9	16	1.0-8	1.0-8	.	.	1	1-7	.	.	.
42	Stone, Chris	6	5	10	15	2.0-11	.	.	.	.	.	.	.	.
24	Tryon, Andrew	6	12	3	15	.	.	.	.	.	.	.	.	.
29	Humes, Chris	6	6	5	11	.	.	.	.	.	.	.	.	.
54	Jackson, S.	6	4	7	11	3.0-20	1.5-18	.	.	.	1-0	1	.	.
77	Blackmon, D.	5	4	5	9	0.5-1	.	.	.	.	.	.	.	.
10	Brown, Artez	6	5	3	8	.	.	.	.	.	.	.	.	.
97	Draper, Amos	6	1	6	7	1.5-7	.	.	.	.	.	.	.	.
33	Victorian, J.	4	3	3	6	.	.	.	.	.	.	.	.	.
8	Holmes, Tausean	2	5	1	6	.	.	.	1	.	.	.	.	.
2B	Triplett, T.	6	2	4	6	.	.	.	.	.	.	.	.	.
41	Albright, L.	2	2	2	4	0.5-4	.	.	.	.	.	.	.	.
30	Collins, Kelsey	5	2	1	3	.	.	.	.	.	.	.	.	.
7	Jones, Julian	6	2	1	3	.	.	.	.	.	.	.	.	.
94	Owens, Markel	3	2	1	3	.	.	.	.	.	.	.	.	.
28	Girley, C.	3	.	2	2	.	.	.	.	.	.	.	.	.
93	Dunaway, Darius	5	1	1	2	1.0-9	1.0-9	.	.	.	.	.	.	.
25	Oku, David	6	1	1	2	.	.	.	.	.	.	.	.	.
96	Gandy, John	2	1	.	1	1.0-1	.	.	.	.	.	.	.	.
99	Ferguson, Luke	6	1	.	1	.	.	.	.	.	.	.	.	.
TM	TEAM	4	1	.	1	.	.	.	.	.	1-0	1	.	.
35	Gordon, Michael	2	1	.	1	.	.	.	.	.	.	.	.	.
50	Buckley, Darius	2	.	1	1	0.5-2	.	.	.	.	.	.	.	.
18	Smith, Andre	6	1	.	1	.	.	.	.	.	.	.	.	.
51	Oliver, Cade	6	.	1	1	.	.	.	.	.	.	.	.	.
85	Murry, Kedric	6	.	1	1	.	.	.	.	.	.	.	.	.
32	Jacobs, Ryan	1	1	.	1	.	.	.	.	.	.	.	.	.
Total		6	237	247	484	35-142	8-65	4-59	13	1	5-41	7	.	.
Opponents		6	228	258	486	29-100	7-44	3-33	17	6	6-0	4	1	.



**The Automated ScoreBook**  
**Arkansas State Team Game-by-Game (as of Oct 05, 2012)**  
**All games**

**TEAM STATISTICS**

Date	Opponent	Rushing				Receiving				Passing				Kick Returns				Punt Returns				tot off
		no.	yds	td	lg	no.	yds	td	lg	cmp-att-int	yds	td	lg	no.	yds	td	lg	no.	yds	td	lg	
09/01/12	at Oregon Ducks	37	226	1	24	29	304	3	72	29-44-1	304	3	72	6	111	0	26	0	0	0	0	530
Sep 08	MEMPHIS	54	298	3	33	24	321	1	42	24-44-0	321	1	42	1	19	0	19	2	-10	0	0	619
Sep 15	at Nebraska	37	148	0	15	16	138	0	22	16-32-1	138	0	22	3	77	0	27	1	22	0	22	286
Sep 22	ALCORN STATE	56	396	4	35	14	238	3	55	14-16-0	238	3	55	1	31	0	31	1	-2	0	0	634
Sep 29	WESTERN KENTUCKY	39	127	0	38	24	208	1	29	24-41-1	208	1	29	5	66	0	23	1	2	0	2	335
Oct 04	at FIU	37	198	4	73	15	223	1	74	15-23-0	223	1	74	3	45	0	27	0	0	0	0	421
Arkansas State		260	1393	12	73	122	1432	9	74	122-200-3	1432	9	74	19	349	0	31	5	12	0	22	2825
		270	1312	10	45	99	949	11	42	99-154-4	949	11	42	25	498	0	51	12	70	1	21	2261

Games played: 6

Avg per rush: 5.4

Avg per catch: 11.7

Pass efficiency: 132.99

Kick ret avg: 18.4

Punt ret avg: 2.4

All purpose avg/game: 540.8

Total offense avg/gm: 470.8

		Tackles				Sacks	Fumble		Pass Defense			Blkd	PAT Attempts				
Date	Opponent	ua	a	total	tfl-yds	no-yds	ff	fr-yds	int-yds	qbh	brup	kick	kick	rush	rcv	saf	pts
09/01/1	at Oregon Ducks	57	27	84	6.0-26	1.0-9	0	0-0	1-5	0	4	0	4-4	0	0	0	34
Sep 08	MEMPHIS	24	58	82	6.0-10	1.0-3	1	0-0	0-0	0	1	0	3-3	0	0	0	33
Sep 15	at Nebraska	45	44	89	3.0-25	2.0-23	3	4-34	0-0	0	1	0	1-1	0	0	0	13
Sep 22	ALCORN STATE	27	50	77	11.0-49	2.0-20	3	1-7	1-23	0	2	0	8-8	0	0	0	56
Sep 29	WESTERN KENTUCKY	26	50	76	5.0-11	1.0-2	0	0-0	0-0	0	4	0	1-1	0	0	0	13
Oct 04	at FIU	58	18	76	4.0-21	1.0-8	0	0-0	2-31	1	1	0	4-5	0	0	0	34
Arkansas State		237	247	484	35.0-142	8.0-65	7	5-41	4-59	1	13	0	21-22	0	0	0	183
		228	258	486	29.0-100	7.0-44	4	6-0	3-33	6	17	1	21-22	0	1	0	173

		Punting									Field Goals			Kickoffs				
Date	Opponent	no.	yds	avg	long	blkd	tb	fc	50+	i20	md-att	long	blkd	no.	yds	avg	tb	ob
09/01/1	at Oregon Ducks	4	124	31.0	42	0	0	0	0	0	2-3	43	0	7	272	38.9	1	0
Sep 08	MEMPHIS	5	178	35.6	58	1	0	0	1	0	2-3	25	0	7	414	59.1	0	1
Sep 15	at Nebraska	5	198	39.6	51	0	0	0	1	2	2-2	32	0	4	223	55.8	1	0
Sep 22	ALCORN STATE	2	89	44.5	50	0	1	0	1	0	0-0	0	0	9	513	57.0	1	2
Sep 29	WESTERN KENTUCKY	5	184	36.8	47	0	1	2	0	0	2-2	33	0	4	229	57.2	0	0
Oct 04	at FIU	6	242	40.3	53	0	1	1	1	1	0-1	0	0	6	387	64.5	1	0
Arkansas State		27	1015	37.6	58	1	3	3	4	3	8-11	43	0	37	2038	55.1	4	3
		32	1325	41.4	62	0	1	11	7	18	4-7	31	0	33	2067	62.6	15	0

**The Automated ScoreBook**  
**Arkansas State Opponent Game-by-Game (as of Oct 05, 2012)**  
**All games**

**OPPONENT STATISTICS**

Date	Opponent	Rushing				Receiving				Passing				Kick Returns				Punt Returns				tot off
		no.	yds	td	lg	no.	yds	td	lg	cmp-att-int	yds	td	lg	no.	yds	td	lg	no.	yds	td	lg	
09/01/12	at Oregon Ducks	57	297	4	33	28	308	4	22	28-39-1	308	4	22	1	2	0	2	1	6	0	6	605
Sep 08	MEMPHIS	32	139	0	28	14	154	2	41	14-24-0	154	2	41	6	104	0	22	4	25	1	7	293
Sep 15	at Nebraska	59	347	4	45	13	180	2	42	13-14-0	180	2	42	3	49	0	28	3	26	0	21	527
Sep 22	ALCORN STATE	33	98	0	18	14	32	0	9	14-27-1	32	0	9	6	106	0	24	1	-7	0	0	130
Sep 29	WESTERN KENTUCKY	41	243	1	44	11	122	2	24	11-19-0	122	2	24	4	108	0	51	1	1	0	1	365
Oct 04	at FIU	48	188	1	33	19	153	1	23	19-31-2	153	1	23	5	129	0	38	2	19	0	12	341
Opponents		270	1312	10	45	99	949	11	42	99-154-4	949	11	42	25	498	0	51	12	70	1	21	2261
		260	1393	12	73	122	1432	9	74	122-200-3	1432	9	74	19	349	0	31	5	12	0	22	2825

Games played: 6

Avg per rush: 4.9

Avg per catch: 9.6

Pass efficiency: 134.43

Kick ret avg: 19.9

Punt ret avg: 5.8

All purpose avg/game: 477.0

Total offense avg/gm: 376.8

		Tackles				Sacks	Fumble		Pass Defense			Blkd	PAT Attempts				
Date	Opponent	ua	a	total	tfl-yds	no-yds	ff	fr-yds	int-yds	qbh	brup	kick	kick	rush	rcv	saf	pts
09/01/1	at Oregon Ducks	51	18	69	3.0-8	0.0-0	1	2-0	1-25	2	3	0	7-7	0	1	0	57
Sep 08	MEMPHIS	32	80	112	3.0-4	0.0-0	0	1-0	0-0	0	3	1	4-4	0	0	0	28
Sep 15	at Nebraska	32	48	80	6.0-15	3.0-12	2	1-0	1-0	4	2	0	6-6	0	0	0	42
Sep 22	ALCORN STATE	32	60	92	2.0-5	0.0-0	0	1-0	0-0	0	0	0	0-0	0	0	0	0
Sep 29	WESTERN KENTUCKY	40	40	80	13.0-62	4.0-32	0	1-0	1-8	0	4	0	2-3	0	0	0	26
Oct 04	at FIU	41	12	53	2.0-6	0.0-0	1	0-0	0-0	0	5	0	2-2	0	0	0	20
Opponents		228	258	486	29.0-100	7.0-44	4	6-0	3-33	6	17	1	21-22	0	1	0	173
		237	247	484	35.0-142	8.0-65	7	5-41	4-59	1	13	0	21-22	0	0	0	183

		Punting									Field Goals			Kickoffs				
Date	Opponent	no.	yds	avg	long	blkd	tb	fc	50+	i20	md-att	long	blkd	no.	yds	avg	tb	ob
09/01/1	at Oregon Ducks	2	55	27.5	39	0	0	1	0	1	0-1	0	0	9	570	63.3	3	0
Sep 08	MEMPHIS	8	374	46.8	62	0	0	1	3	7	0-1	0	0	5	325	65.0	4	0
Sep 15	at Nebraska	2	115	57.5	58	0	0	1	2	1	0-0	0	0	7	455	65.0	4	0
Sep 22	ALCORN STATE	10	376	37.6	54	0	0	3	1	3	0-1	0	0	1	51	51.0	0	0
Sep 29	WESTERN KENTUCKY	5	201	40.2	52	0	1	1	1	3	2-2	27	0	6	355	59.2	1	0
Oct 04	at FIU	5	204	40.8	46	0	0	4	0	3	2-2	31	0	5	311	62.2	3	0
Opponents		32	1325	41.4	62	0	1	11	7	18	4-7	31	0	33	2067	62.6	15	0
		27	1015	37.6	58	1	3	3	4	3	8-11	43	0	37	2038	55.1	4	3

**The Automated ScoreBook**  
**Arkansas State Passing Game-by-Game (as of Oct 05, 2012)**  
**All games**

<b>#16 Aplin, Ryan</b>	<b>Comp</b>	<b>Att</b>	<b>Int</b>	<b>Pct</b>	<b>Yards</b>	<b>TD</b>	<b>Long</b>	<b>Sacked</b>	<b>Effic</b>
Oregon Ducks	29	44	1	65.9	304	3	72	0-0	141.90
Memphis	24	44	0	54.5	321	1	42	0-0	123.33
Nebraska	16	30	0	53.3	138	0	22	3-12	91.97
Alcorn State	12	13	0	92.3	198	3	55	0-0	296.40
Western Kentukcy	23	40	1	57.5	204	0	29	4-32	95.34
FIU	15	23	0	65.2	223	1	74	0-0	161.01
<b>TOTALS</b>	<b>119</b>	<b>194</b>	<b>2</b>	<b>61.3</b>	<b>1388</b>	<b>8</b>	<b>74</b>	<b>7-44</b>	<b>132.99</b>

<b>#13 Knighten, Fredi</b>	<b>Comp</b>	<b>Att</b>	<b>Int</b>	<b>Pct</b>	<b>Yards</b>	<b>TD</b>	<b>Long</b>	<b>Sacked</b>	<b>Effic</b>
Nebraska	0	2	1	0.0	0	0	0	0-0	-100.00
Alcorn State	2	2	0	100.0	40	0	33	0-0	268.00
Western Kentukcy	1	1	0	100.0	4	1	4	0-0	463.60
<b>TOTALS</b>	<b>3</b>	<b>5</b>	<b>1</b>	<b>60.0</b>	<b>44</b>	<b>1</b>	<b>33</b>	<b>0-0</b>	<b>159.92</b>

<b>#1B Butterfiled, P.</b>	<b>Comp</b>	<b>Att</b>	<b>Int</b>	<b>Pct</b>	<b>Yards</b>	<b>TD</b>	<b>Long</b>	<b>Sacked</b>	<b>Effic</b>
Alcorn State	0	1	0	0.0	0	0	0	0-0	0.00
<b>TOTALS</b>	<b>0</b>	<b>1</b>	<b>0</b>	<b>0.0</b>	<b>0</b>	<b>0</b>	<b>0</b>	<b>0-0</b>	<b>0.00</b>



**The Automated ScoreBook**  
**Arkansas State Rushing/Receiving Game-by-Game (as of Oct 05, 2012)**  
**All games**

RUSHING	No-Yds/TD	ORE	MEMPHIS	NEB	ALCORN	WKU	FIU
Oku, David RB	103-460/6	12-81/0	25-111/1	11-44/0	17-92/2	22-79/0	16-53/3
Aplin, Ryan QB	51-243/2	12-37/1	6-73/0	11-18/0	1-24/0	12-41/0	9-50/1
Hayes, Rocky	20-231/0	-	4-68/0	6-47/0	6-26/0	1-6/0	3-84/0
Jackson, F. RB	37-167/2	7-72/0	14-38/2	8-32/0	DNP	2-10/0	6-15/0
Smith, Rod RB	13-104/1	-	DNP	DNP	13-104/1	DNP	-
Thornton, S. RB	7-76/1	1-17/0	DNP	DNP	6-59/1	DNP	DNP
Knighten, Fredi QB	9-51/0	DNP	4-8/0	1-7/0	3-37/0	1--1/0	DNP
Gordon, Michael RB	6-34/0	DNP	DNP	DNP	6-34/0	DNP	-
Jarboe, Josh WR	5-13/0	4-13/0	1-0/0	-	-	-	-
Jacobs, Ryan	3-9/0	DNP	DNP	DNP	3-9/0	DNP	DNP
McKissic, J.D. WR	1-6/0	1-6/0	-	-	-	-	-
Davis, Zach QB	1-2/0	DNP	DNP	DNP	1-2/0	DNP	DNP
Fleming, R.J. WR	1-1/0	DNP	-	-	0-9/0	1--8/0	-
Collins, Kelsey WR	1-0/0	DNP	-	-	-	-	1-0/0
TEAM	2--4/0	DNP	-	-	-	DNP	2--4/0

RECEIVING	No-Yds/TD	ORE	MEMPHIS	NEB	ALCORN	WKU	FIU
McKissic, J.D. WR	39-452/2	4-28/0	8-99/0	8-73/0	6-49/1	8-79/0	5-124/1
Jarboe, Josh WR	28-287/2	13-66/1	6-101/1	1-7/0	1-55/0	5-42/0	2-16/0
McCants, Carlos WR	7-161/1	1-38/1	2-39/0	2-26/0	1-54/0	1-4/0	-
Jones, Julian WR	7-155/2	2-80/1	2-27/0	1-8/0	1-11/1	1-29/0	-
Griswold, D. TE	5-90/0	1-26/0	1-13/0	-	DNP	-	3-51/0
Oku, David RB	11-72/0	3-21/0	1-8/0	2-11/0	1-5/0	3-27/0	1-0/0
Kincy, Anthony TE	7-70/1	1-14/0	1-7/0	-	1-17/0	2-6/1	2-26/0
Stockemer, T. WR	6-36/0	1-5/0	DNP	DNP	DNP	3-25/0	2-6/0
Keaton, Derek WR	1-33/0	-	-	-	1-33/0	-	DNP
Fleming, R.J. WR	2-26/0	DNP	1-14/0	1-12/0	-	-	-
Jackson, F. RB	4-22/0	1-8/0	2-13/0	1-1/0	DNP	-	-
Murry, Kedric TE	2-18/1	1-11/0	-	-	1-7/1	-	-
Muse, Allen WR	1-7/0	1-7/0	DNP	DNP	DNP	DNP	DNP
Gordon, Michael RB	1-7/0	DNP	DNP	DNP	1-7/0	DNP	-
Hayes, Rocky	1--4/0	-	-	-	-	1--4/0	-

**The Automated ScoreBook**  
**Arkansas State All-Purpose Yards Game-by-Game (as of Oct 05, 2012)**  
**All games**

ALL-PURPOSE YARDS	Total	ORE	MEMPHIS	NEB	ALCORN	WKU	FIU
Oku, David	603	173	119	55	97	106	53
McKissic, J.D.	448	34	89	73	49	79	124
Hayes, Rocky	418	26	68	93	55	47	129
Jarboe, Josh	300	79	101	7	55	42	16
Jackson, F.	265	80	51	86	DNP	33	15
Aplin, Ryan	243	37	73	18	24	41	50
McCants, Carlos	161	38	39	26	54	4	-
Jones, Julian	155	80	27	8	11	29	-
Smith, Rod	104	-	DNP	DNP	104	DNP	-
Griswold, D.	90	26	13	-	DNP	-	51
Thornton, S.	76	17	DNP	DNP	59	DNP	DNP
Kincy, Anthony	70	14	7	-	17	6	26
Knighten, Fredi	51	DNP	8	7	37	-1	DNP
Gordon, Michael	41	DNP	DNP	DNP	41	DNP	-
Stockemer, T.	36	5	DNP	DNP	DNP	25	6
Keaton, Derek	33	-	-	-	33	-	DNP
Tryon, Andrew	33	14	19	-	-	-	-
Young, Sterling	29	-	-	-	-	-	29
Fleming, R.J.	27	DNP	14	12	9	-8	-
Jones, Don	23	-	-	-	23	-	-
Murry, Kedric	18	11	-	-	7	-	-
Jacobs, Ryan	9	DNP	DNP	DNP	9	DNP	DNP
Muse, Allen	7	7	DNP	DNP	DNP	DNP	DNP
Scales, Chaz	5	5	-	-	-	-	-
Lee, Qushaun	2	-	-	-	-	DNP	2
Davis, Zach	2	DNP	DNP	DNP	2	DNP	DNP
TEAM	-4	-	-	-	-	-	-4

**The Automated ScoreBook**  
**Arkansas State Total Tackles Game-by-Game (as of Oct 05, 2012)**  
**All games**

Total Tackles	UA-A	Total	ORE	MEMPHIS	NEB	ALCORN	WKU	FIU
Herrold, Nathan LB	23-29	52	6-5	2-7	6-5	1-5	2-5	6-2
Lee, Qushaun LB	28-15	43	6-1	1-4	9-6	3-1	DNP	9-3
Jones, Don	22-15	37	3-1	2-3	6-2	2-0	5-7	4-2
Young, Sterling DB	21-14	35	3-2	2-4	4-3	2-1	3-3	7-1
Carrethers, R. DL	11-24	35	2-2	1-9	1-3	0-5	1-3	6-2
Starson, Tim DE	14-19	33	4-1	1-5	0-4	2-4	0-4	7-1
Porter, Eddie LB	8-16	24	2-3	0-2	2-3	1-2	2-5	1-1
Nelms, Nick LB	7-16	23	2-2	0-2	1-1	0-2	2-7	2-2
Scales, Chaz DB	14-9	23	2-1	6-2	2-2	2-2	2-1	0-1
Coleman, Kyle DB	7-14	21	0-2	0-2	3-3	1-6	0-1	3-0
Lorigan, Cole DB	12-8	20	5-0	3-5	2-2	-	0-1	2-0
Wright, Ronnell DL	7-9	16	1-1	DNP	3-3	-	0-5	3-0
Tryon, Andrew DB	12-3	15	6-0	1-2	1-1	-	4-0	-
Stone, Chris DE	5-10	15	2-1	2-2	1-1	0-3	0-3	-
Humes, Chris DB	6-5	11	1-1	1-0	-	3-4	-	1-0
Jackson, S. DE	4-7	11	1-1	0-2	2-0	0-2	-	1-2
Blackmon, D. DL	4-5	9	1-1	DNP	1-0	0-4	1-0	1-0
Brown, Artez DB	5-3	8	-	1-0	1-0	-	0-3	3-0
Draper, Amos DL	1-6	7	1-0	0-2	0-1	0-2	0-1	-
Victorian, J. DB	3-3	6	2-0	1-1	0-1	0-1	DNP	DNP
Triplett, T. DB	2-4	6	-	0-2	-	1-1	1-1	-
Holmes, Tausean DB	5-1	6	3-0	DNP	DNP	2-1	DNP	DNP
Albright, L. LB	2-2	4	DNP	-	DNP	2-2	DNP	DNP
Collins, Kelsey	2-1	3	DNP	-	-	1-1	1-0	-
Jones, Julian	2-1	3	-	0-1	-	-	2-0	-
Owens, Markel DL	2-1	3	2-1	DNP	-	-	DNP	DNP
Dunaway, Darius DE	1-1	2	-	-	0-1	1-0	-	DNP
Girley, C. DB	0-2	2	0-1	0-1	DNP	-	DNP	DNP
Oku, David	1-1	2	1-0	-	-	-	-	0-1
Buckley, Darius LB	0-1	1	DNP	DNP	DNP	0-1	DNP	-
Smith, Andre	1-0	1	-	-	-	-	-	1-0
Gordon, Michael	1-0	1	DNP	DNP	DNP	1-0	DNP	-
Jacobs, Ryan DB	1-0	1	DNP	DNP	DNP	1-0	DNP	DNP
Oliver, Cade	0-1	1	-	-	0-1	-	-	-
TEAM	1-0	1	-	-	-	1-0	-	-
Murry, Kedric	0-1	1	-	-	0-1	-	-	-
Gandy, John DE	1-0	1	1-0	DNP	DNP	-	DNP	DNP
Ferguson, Luke	1-0	1	-	-	-	-	-	1-0



**The Automated ScoreBook**  
**Arkansas State Tackle For Loss Game-by-Game (as of Oct 05, 2012)**  
**All games**

TACKLES FOR LOSS	UA-A	Total	ORE	MEMPHIS	NEB	ALCORN	WKU	FIU
Starson, Tim DE	3-7	6.5	-	2.5-6	0.5-1	3.0-9	0.5-1	-
Herrold, Nathan LB	2-4	4.0	-	0.5-1	1.5-10	0.5-2	0.5-0	1.0-1
Porter, Eddie LB	3-2	4.0	-	0.5-0	-	1.0-11	1.5-4	1.0-3
Jackson, S. DE	2-2	3.0	1.5-5	0.5-1	1.0-14	-	-	-
Nelms, Nick LB	1-3	2.5	0.5-5	-	-	-	2.0-6	-
Stone, Chris DE	2-0	2.0	1.0-10	1.0-1	-	-	-	-
Coleman, Kyle DB	1-2	2.0	-	-	-	2.0-4	-	-
Carrethers, R. DL	1-1	1.5	-	-	-	0.5-1	-	1.0-9
Young, Sterling DB	0-3	1.5	-	0.5-1	-	0.5-1	0.5-0	-
Draper, Amos DL	1-1	1.5	1.0-3	-	-	0.5-4	-	-
Wright, Ronnell DL	1-0	1.0	-	DNP	-	-	-	1.0-8
Jones, Don	1-0	1.0	1.0-2	-	-	-	-	-
Dunaway, Darius DE	1-0	1.0	-	-	-	1.0-9	-	DNP
Gandy, John DE	1-0	1.0	1.0-1	DNP	DNP	-	DNP	DNP
Scales, Chaz DB	0-2	1.0	-	0.5-0	-	0.5-1	-	-
Albright, L. LB	0-1	0.5	DNP	-	DNP	0.5-4	DNP	DNP
Buckley, Darius LB	0-1	0.5	DNP	DNP	DNP	0.5-2	DNP	-
Blackmon, D. DL	0-1	0.5	-	DNP	-	0.5-1	-	-

**The Automated ScoreBook**  
**Arkansas State Sacks Game-by-Game (as of Oct 05, 2012)**  
**All games**

SACKS	UA-A	Total	ORE	MEMPHIS	NEB	ALCORN	WKU	FIU
Jackson, S. DE	1-1	1.5	0.5-4	-	1.0-14	-	-	-
Starson, Tim DE	1-1	1.5	-	1.0-3	-	-	0.5-1	-
Porter, Eddie LB	1-1	1.5	-	-	-	1.0-11	0.5-1	-
Dunaway, Darius DE	1-0	1.0	-	-	-	1.0-9	-	DNP
Herrold, Nathan LB	1-0	1.0	-	-	1.0-9	-	-	-
Wright, Ronnell DL	1-0	1.0	-	DNP	-	-	-	1.0-8
Nelms, Nick LB	0-1	0.5	0.5-5	-	-	-	-	-

**The Automated ScoreBook**  
**Arkansas State Return Stats Game-by-Game (as of Oct 05, 2012)**  
**All games**

PUNT RETURNS	No-Yds	ORE	MEMPHIS	NEB	ALCORN	WKU	FIU
Hayes, Rocky	3-22	-	-	1-22	1--2	1-2	-
McKissic, J.D.	2--10	-	2--10	-	-	-	-

KICK RETURNS	No-Yds	ORE	MEMPHIS	NEB	ALCORN	WKU	FIU
Hayes, Rocky	10-169	1-26	-	1-24	1-31	4-43	3-45
Jackson, F.	3-76	-	-	2-53	DNP	1-23	-
Oku, David	4-71	4-71	-	-	-	-	-
Tryon, Andrew	2-33	1-14	1-19	-	-	-	-

INT. RETURNS	No-Yds	ORE	MEMPHIS	NEB	ALCORN	WKU	FIU
Jones, Don	1-23	-	-	-	1-23	-	-
Lee, Qushaun	1-2	-	-	-	-	DNP	1-2
Scales, Chaz	1-5	1-5	-	-	-	-	-
Young, Sterling	1-29	-	-	-	-	-	1-29

FUMBLE RETURNS	No-Yds	ORE	MEMPHIS	NEB	ALCORN	WKU	FIU
Porter, Eddie	1-33	-	-	1-33	-	-	-
Wright, Ronnell	1-7	-	DNP	-	1-7	-	-
Jackson, S.	1-0	-	-	1-0	-	-	-

**The Automated ScoreBook**  
**Arkansas State Game Superlatives (as of Oct 05, 2012)**  
**All games**

**INDIVIDUAL GAME HIGHS**

Rushes	25	Oku, David vs Memphis (Sep 08, 2012)
Yards Rushing	111	Oku, David vs Memphis (Sep 08, 2012)
TD Rushes	3	Oku, David at FIU (Oct 04, 2012)
Long Rush	73	Hayes, Rocky at FIU (Oct 04, 2012)
Pass attempts	44	Aplin, Ryan at Oregon Ducks (09/01/12)
	44	Aplin, Ryan vs Memphis (Sep 08, 2012)
Pass completions	29	Aplin, Ryan at Oregon Ducks (09/01/12)
Yards Passing	321	Aplin, Ryan vs Memphis (Sep 08, 2012)
TD Passes	3	Aplin, Ryan at Oregon Ducks (09/01/12)
	3	Aplin, Ryan vs Alcorn State (Sep 22, 2012)
Long Pass	74	Aplin, Ryan at FIU (Oct 04, 2012)
Receptions	13	Jarboe, Josh at Oregon Ducks (09/01/12)
Yards Receiving	124	McKissic, J.D. at FIU (Oct 04, 2012)
TD Receptions	1	McCants, Carlos at Oregon Ducks (09/01/12)
	1	Jarboe, Josh at Oregon Ducks (09/01/12)
	1	Jones, Julian at Oregon Ducks (09/01/12)
	1	Jarboe, Josh vs Memphis (Sep 08, 2012)
	1	Jones, Julian vs Alcorn State (Sep 22, 2012)
	1	McKissic, J.D. vs Alcorn State (Sep 22, 2012)
	1	Murry, Kedric vs Alcorn State (Sep 22, 2012)
	1	Kincy, Anthony vs Western Kentuky (Sep 29, 2012)
	1	McKissic, J.D. at FIU (Oct 04, 2012)
Long Reception	74	McKissic, J.D. at FIU (Oct 04, 2012)
Field Goals	2	Davis, Brian at Oregon Ducks (09/01/12)
	2	Davis, Brian vs Memphis (Sep 08, 2012)
	2	Davis, Brian at Nebraska (Sep 15, 2012)
	2	Davis, Brian vs Western Kentuky (Sep 29, 2012)
Long Field Goal	43	Davis, Brian at Oregon Ducks (09/01/12)
Punts	6	Sullivent, N. at FIU (Oct 04, 2012)
Punting Avg	48.0	Sullivent, N. at Nebraska (Sep 15, 2012)
Long Punt	58	Sullivent, N. vs Memphis (Sep 08, 2012)
Punts inside 20	1	Sullivent, N. at Nebraska (Sep 15, 2012)
	1	Aplin, Ryan at Nebraska (Sep 15, 2012)
	1	Sullivent, N. at FIU (Oct 04, 2012)
Long Punt Return	22	Hayes, Rocky at Nebraska (Sep 15, 2012)
Long Kickoff Return	31	Hayes, Rocky vs Alcorn State (Sep 22, 2012)
Tackles	15	Lee, Qushaun at Nebraska (Sep 15, 2012)
Sacks	1.0	Starson, Tim vs Memphis (Sep 08, 2012)
	1.0	Herrold, Nathan at Nebraska (Sep 15, 2012)
	1.0	Jackson, S. at Nebraska (Sep 15, 2012)
	1.0	Porter, Eddie vs Alcorn State (Sep 22, 2012)
	1.0	Dunaway, Darius vs Alcorn State (Sep 22, 2012)
	1.0	Wright, Ronnell at FIU (Oct 04, 2012)
Tackles For Loss	3.0	Starson, Tim vs Alcorn State (Sep 22, 2012)
Interceptions	1	Scales, Chaz at Oregon Ducks (09/01/12)
	1	Jones, Don vs Alcorn State (Sep 22, 2012)
	1	Young, Sterling at FIU (Oct 04, 2012)
	1	Lee, Qushaun at FIU (Oct 04, 2012)



**The Automated ScoreBook**  
**Arkansas State Game Superlatives (as of Oct 05, 2012)**  
**All games**

**TEAM GAME HIGHS**

Rushes	56	vs Alcorn State (Sep 22, 2012)
Yards Rushing	396	vs Alcorn State (Sep 22, 2012)
Yards Per Rush	7.1	vs Alcorn State (Sep 22, 2012)
TD Rushes	4	vs Alcorn State (Sep 22, 2012)
	4	at FIU (Oct 04, 2012)
Pass attempts	44	at Oregon Ducks (09/01/12)
	44	vs Memphis (Sep 08, 2012)
Pass completions	29	at Oregon Ducks (09/01/12)
Yards Passing	321	vs Memphis (Sep 08, 2012)
Yards Per Pass	14.9	vs Alcorn State (Sep 22, 2012)
TD Passes	3	at Oregon Ducks (09/01/12)
	3	vs Alcorn State (Sep 22, 2012)
Total Plays	98	vs Memphis (Sep 08, 2012)
Total Offense	634	vs Alcorn State (Sep 22, 2012)
Yards Per Play	8.8	vs Alcorn State (Sep 22, 2012)
Points	56	vs Alcorn State (Sep 22, 2012)
Sacks By	2	at Nebraska (Sep 15, 2012)
	2	vs Alcorn State (Sep 22, 2012)
First Downs	34	vs Memphis (Sep 08, 2012)
Penalties	8	vs Western Kentuky (Sep 29, 2012)
Penalty Yards	81	vs Western Kentuky (Sep 29, 2012)
Turnovers	3	at Oregon Ducks (09/01/12)
Interceptions By	2	at FIU (Oct 04, 2012)
Punts	6	at FIU (Oct 04, 2012)
Punting Avg	44.5	vs Alcorn State (Sep 22, 2012)
Long Punt	58	vs Memphis (Sep 08, 2012)
Punts inside 20	2	at Nebraska (Sep 15, 2012)
Long Punt Return	22	at Nebraska (Sep 15, 2012)

**The Automated ScoreBook**  
**Arkansas State Game Superlatives (as of Oct 05, 2012)**  
**All games**

**OPPONENT INDIVIDUAL GAME HIGHS**

Rushes	30	Abdullah, Ameer, at Nebraska (Sep 15, 2012)
Yards Rushing	215	Andrews, A., vs Western Kentukcy (Sep 29, 2012)
TD Rushes	2	Barner, Kenjon, at Oregon Ducks (09/01/12)
	2	Abdullah, Ameer, at Nebraska (Sep 15, 2012)
Long Rush	45	Abdullah, Ameer, at Nebraska (Sep 15, 2012)
Pass attempts	27	Hilliard,E.J., at FIU (Oct 04, 2012)
Pass completions	18	Mariota, Marcus, at Oregon Ducks (09/01/12)
	18	Hilliard,E.J., at FIU (Oct 04, 2012)
Yards Passing	200	Mariota, Marcus, at Oregon Ducks (09/01/12)
TD Passes	3	Mariota, Marcus, at Oregon Ducks (09/01/12)
Long Pass	42	Martinez, T., at Nebraska (Sep 15, 2012)
Receptions	7	MALONE, Keiwone, vs Memphis (Sep 08, 2012)
Yards Receiving	90	MALONE, Keiwone, vs Memphis (Sep 08, 2012)
TD Receptions	2	Thomas, D., at Oregon Ducks (09/01/12)
	2	Bell, Kenny, at Nebraska (Sep 15, 2012)
	2	Henry, Mitchell, vs Western Kentukcy (Sep 29, 2012)
Long Reception	42	Bell, Kenny, at Nebraska (Sep 15, 2012)
Field Goals	2	Schwettman, G., vs Western Kentukcy (Sep 29, 2012)
	2	Griffin,Jack, at FIU (Oct 04, 2012)
Long Field Goal	31	Griffin,Jack, at FIU (Oct 04, 2012)
Punts	10	Jean,Marcquiso, vs Alcorn State (Sep 22, 2012)
Punting Avg	57.5	Maher, Brett, at Nebraska (Sep 15, 2012)
Long Punt	62	HORNSEY, Tom, vs Memphis (Sep 08, 2012)
Punts inside 20	7	HORNSEY, Tom, vs Memphis (Sep 08, 2012)
Long Punt Return	21	Abdullah, Ameer, at Nebraska (Sep 15, 2012)
Long Kickoff Return	51	Robinson, Tyree, vs Western Kentukcy (Sep 29, 2012)
Tackles	15	BALLENTINE, Lon, vs Memphis (Sep 08, 2012)
Sacks	3.5	Smith, Q., vs Western Kentukcy (Sep 29, 2012)
Tackles For Loss	5.5	Smith, Q., vs Western Kentukcy (Sep 29, 2012)
Interceptions	1	Boyett, John, at Oregon Ducks (09/01/12)
	1	Smith, P.J., at Nebraska (Sep 15, 2012)
	1	Boyd, Xavius, vs Western Kentukcy (Sep 29, 2012)

**The Automated ScoreBook**  
**Arkansas State Game Superlatives (as of Oct 05, 2012)**  
**All games**

**OPPONENT TEAM GAME HIGHS**

Rushes	59	at Nebraska (Sep 15, 2012)
Yards Rushing	347	at Nebraska (Sep 15, 2012)
Yards Per Rush	5.9	vs Western Kentukcy (Sep 29, 2012)
TD Rushes	4	at Oregon Ducks (09/01/12)
	4	at Nebraska (Sep 15, 2012)
Pass attempts	39	at Oregon Ducks (09/01/12)
Pass completions	28	at Oregon Ducks (09/01/12)
Yards Passing	308	at Oregon Ducks (09/01/12)
Yards Per Pass	12.9	at Nebraska (Sep 15, 2012)
TD Passes	4	at Oregon Ducks (09/01/12)
Total Plays	96	at Oregon Ducks (09/01/12)
Total Offense	605	at Oregon Ducks (09/01/12)
Yards Per Play	7.2	at Nebraska (Sep 15, 2012)
Points	57	at Oregon Ducks (09/01/12)
Sacks By	4	vs Western Kentukcy (Sep 29, 2012)
First Downs	34	at Oregon Ducks (09/01/12)
Penalties	11	at FIU (Oct 04, 2012)
Penalty Yards	89	at FIU (Oct 04, 2012)
Turnovers	4	at Nebraska (Sep 15, 2012)
Interceptions By	1	at Oregon Ducks (09/01/12)
	1	at Nebraska (Sep 15, 2012)
	1	vs Western Kentukcy (Sep 29, 2012)
Punts	10	vs Alcorn State (Sep 22, 2012)
Punting Avg	57.5	at Nebraska (Sep 15, 2012)
Long Punt	62	vs Memphis (Sep 08, 2012)
Punts inside 20	7	vs Memphis (Sep 08, 2012)
Long Punt Return	21	at Nebraska (Sep 15, 2012)

# Arkansas St. (3 - 3 - 0)

Thru: 10/06/2012 - Week 6

## TEAM RANKINGS

120 teams ranked in Football Bowl Subdivision  
9 teams ranked in the Sun Belt Conference

## 2012 SCHEDULE AND RESULTS

3-3 W-1

Sun Belt Conference Record: 1-1

Sat 09/01/2012	@ Oregon *	34 - 57	L
Sat 09/08/2012	MEMPHIS *	33 - 28	W
Sat 09/15/2012	@ Nebraska	13 - 42	L
Sat 09/22/2012	ALCORN ST. *	56 - 0	W
Sat 09/29/2012	WESTERN KY. *	13 - 26	L
Thu 10/04/2012	@ FIU *	34 - 20	W
Sat 10/13/2012	SOUTH ALA. *		
Tue 10/23/2012	@ La.-Lafayette *		
Sat 11/03/2012	@ North Texas *		
Thu 11/08/2012	LA.-MONROE *		
Sat 11/17/2012	@ Troy		
Sat 12/01/2012	MIDDLE TENN.		

HOME GAME IN CAPS \* Night Game ^ Neutral Site  
OT Overtime Game

Category	National Rank	Actual	National Leader	Actual	Conf Rank	Sun Belt Conference Leader	Actual
Rushing Offense	17	232.17	Army	397.20	1	Arkansas St.	232.17
Passing Offense	57	238.67	Baylor	416.50	3	Troy	324.60
Total Offense	27	470.83	Oklahoma St.	659.00	3	La.-Monroe	514.60
Scoring Offense	52	30.50	Oklahoma St.	55.75	4	La.-Monroe	39.60
Rushing Defense	110	218.67	BYU	59.50	9	La.-Lafayette	107.20
Pass Efficiency Defense	78	134.44	Alabama	84.82	6	Western Ky.	116.01
Total Defense	53	376.83	Alabama	191.60	3	Western Ky.	290.80
Scoring Defense	80	28.83	Alabama	7.00	7	Western Ky.	21.20
Net Punting	114	32.78	Texas A&M	45.50	9	La.-Lafayette	41.71
Punt Returns	111	2.40	Kansas St.	36.00	7	Western Ky.	12.56
Kickoff Returns	97	18.37	Rutgers	49.00	9	Middle Tenn.	28.50
Turnover Margin	T-62	.00	Alabama	2.40	4	La.-Lafayette	1.60
Pass Defense	8	158.17	Texas Tech	117.40	1	Arkansas St.	158.17
Passing Efficiency	63	132.99	West Virginia	195.97	6	Western Ky.	156.75
Sacks	96	1.33	Tulsa	4.50	5	Western Ky.	3.00
Tackles For Loss	54	5.83	Tulsa	9.83	3	Western Ky.	8.00
Sacks Allowed	26	1.17	Air Force	.00	5	Middle Tenn.	.20

T=tied at this ranking

## PLAYER RANKINGS

Player must have played in 75% of team's games  
Summary of the top 100 national leaders and top 25 conference leaders  
15 categories ranked

Category	Player	National Rank	Actual	National Leader	Actual	Conf Rank	Sun Belt Conference Leader	Actual
Rushing	David Oku	68	76.67	Getz (Air Force)	177.40	4	Andrews (Western Ky.)	108.40
	Ryan Aplin		40.50			15		
	Rocky Hayes		38.50			18		
	Frankie Jackson		33.40			21		
Passing Efficiency (Min. 15 Att./Game)	Ryan Aplin	62	132.99	Smith (West Virginia)	202.38	5	Jakes (Western Ky.)	157.05
Total Offense	Ryan Aplin	36	271.83	Florence (Baylor)	434.50	3	Browning (La.-Monroe)	338.40
	David Oku		76.67			12		
Receptions Per Game	J.D. McKissic	T-32	6.50	Austin (West Virginia)	11.60	2	Leonard (La.-Monroe)	7.60
	Josh Jarboe	T-98	4.67			8		
Receiving Yards Per Game	J.D. McKissic	55	75.33	Williams (Baylor)	166.75	3	Amos (Middle Tenn.)	86.40
	Josh Jarboe		47.83			14		
Interceptions	Qushaun Lee		.20	Dowling (Western Ky.)	1.00	T-8	Dowling (Western Ky.)	1.00
Punting (Min. 3.6 Punts/Game)	Sullivent Neely	70	40.35	Leone (Houston)	48.00	5	Baer (La.-Lafayette)	43.12
Punt Returns (Min. 1.2 Ret./Game)				Gray (TCU)	27.00		Andrews (Western Ky.)	14.38
Kickoff Returns (Min. 1.2 Ret./Game)	Rocky Hayes		16.90	Archer (Kent St.)	47.73	10	Whatley (Middle Tenn.)	31.22
Field Goals	Brian Davis	T-36	1.33	Baer (La.-Lafayette)	2.40	2	Baer (La.-Lafayette)	2.40
Scoring	Brian Davis	T-78	7.50	Bailey (West Virginia)	15.60	6	Cunningham (Middle Tenn.)	13.50
	David Oku		6.00			T-9		
All-Purpose Runners	David Oku		100.50	Archer (Kent St.)	230.60	6	Andrews (Western Ky.)	213.00
	J.D. McKissic		74.67			12		
	Rocky Hayes		69.67			16		
Sacks	Eddie Porter		.25	Smith (Western Ky.)	1.62	T-12	Smith (Western Ky.)	1.62
	Shervarius Jackson		.25			T-12		
	Timothy Starson		.25			T-12		
	Ronnell Wright		.20			T-20		
	Darius Dunaway		.20			T-20		
Tackles	Nathan Herrold	T-62	8.67	Clancy (Boston College)	13.60	5	Orr (North Texas)	9.33
	Qushaun Lee	T-64	8.60			T-6		
	Don Jones		6.17			23		
	Sterling Young		5.83			T-25		
	Ryan Carrethers		5.83			T-25		
Tackles For Loss	Timothy Starson	T-88	1.08	Mack (Buffalo)	2.75	4	Smith (Western Ky.)	2.38
	Eddie Porter		.67			T-15		
	Nathan Herrold		.67			T-15		

T=tied at this ranking